LCWD

Lebec County Water District

PACKET

October 9, 2017

FOR PUBLIC VIEW ONLY

(Please do not remove from office)

LEBEC COUNTY WATER DISTRICT
Reconciliation Summary
1080 · Savings, Period Ending 09/30/2017

		Sep 30, 17
Beginning Balance		550,121.69
Cleared Transactions		
Deposits and Credits - 1 item	13.86	
Total Cleared Transactions		13.86
Cleared Balance		**550,135.55**
Register Balance as of 09/30/2017		550,135.55
Ending Balance		550,135.55

LEBEC COUNTY WATER DISTRICT
Reconciliation Detail
1080 · Savings, Period Ending 09/30/2017

Type	Date	Num	Name	Clr	Amount	Balance
Beginning Balance						550,121.69
Cleared Transactions						
Deposits and Credits - 1 item						
Deposit	07/31/2017			X	13.86	13.86
Total Deposits and Credits					13.86	13.86
Total Cleared Transactions					13.86	13.86
Cleared Balance					13.86	550,135.55
Register Balance as of 09/30/2017					13.86	550,135.55
Ending Balance					**13.86**	**550,135.55**

LEBEC COUNTY WATER DISTRICT
Reconciliation Summary
1040 · Grant Checking Account, Period Ending 09/30/2017

		Sep 30, 17
Beginning Balance		72,953.01
Cleared Transactions		
Checks and Payments - 2 ite...	-51,230.86	
Deposits and Credits - 1 item	0.00	
Total Cleared Transactions	-51,230.86	
Cleared Balance		**21,722.15**
Uncleared Transactions		
Checks and Payments - 1 item	-21,697.15	
Total Uncleared Transactions	-21,697.15	
Register Balance as of 09/30/2017		**25.00**
Ending Balance		25.00

LEBEC COUNTY WATER DISTRICT
Reconciliation Detail
1040 · Grant Checking Account, Period Ending 09/30/2017

Type	Date	Num	Name	Clr	Amount	Balance
Beginning Balance						72,953.01
Cleared Transactions						
Checks and Payments - 2 items						
Bill Pmt -Check	08/30/2017	122	Lebec County W...	X	-310.86	-310.86
Bill Pmt -Check	09/11/2017	124	Johnson Drilling Inc	X	-50,920.00	-51,230.86
Total Checks and Payments					-51,230.86	-51,230.86
Deposits and Credits - 1 item						
Bill Pmt -Check	08/30/2017	123	Provost & Prichar...	X	0.00	0.00
Total Deposits and Credits					0.00	0.00
Total Cleared Transactions					-51,230.86	-51,230.86
Cleared Balance					-51,230.86	21,722.15
Uncleared Transactions						
Checks and Payments - 1 item						
Bill Pmt -Check	09/11/2017	125	Provost & Prichar...		-21,697.15	-21,697.15
Total Checks and Payments					-21,697.15	-21,697.15
Total Uncleared Transactions					-21,697.15	-21,697.15
Register Balance as of 09/30/2017					-72,928.01	25.00
Ending Balance					**-72,928.01**	**25.00**

LEBEC COUNTY WATER DISTRICT
Reconciliation Summary
1020 · Lebec Co Water Dist. - Checking, Period Ending 09/30/2017

		Sep 30, 17
Beginning Balance		113,602.35
Cleared Transactions		
Checks and Payments - 46 ite...	-36,624.29	
Deposits and Credits - 29 items	45,408.54	
Total Cleared Transactions	8,784.25	
Cleared Balance		**122,386.60**
Uncleared Transactions		
Checks and Payments - 13 ite...	-4,944.22	
Total Uncleared Transactions	-4,944.22	
Register Balance as of 09/30/2017		**117,442.38**
Ending Balance		117,442.38

LEBEC COUNTY WATER DISTRICT
Reconciliation Detail
1020 · Lebec Co Water Dist. - Checking, Period Ending 09/30/2017

Type	Date	Num	Name	Clr	Amount	Balance
Beginning Balance						113,602.35
Cleared Transactions						
Checks and Payments - 46 items						
Liability Check	08/28/2017	8082	Wells Fargo IRA	X	-554.90	-554.90
Check	08/28/2017	8083	Kern County Sher...	X	-447.24	-1,002.14
Bill Pmt -Check	08/30/2017	8087	Santana's Pumping	X	-9,296.50	-10,298.64
Bill Pmt -Check	08/30/2017	8086	Core & Main	X	-1,810.13	-12,108.77
Bill Pmt -Check	08/30/2017	8085	Blue Shield	X	-1,356.54	-13,465.31
Bill Pmt -Check	08/30/2017	8088	SCE 2-03-200-81...	X	-1,199.79	-14,665.10
Bill Pmt -Check	08/30/2017	8084	Ability Answering ...	X	-32.30	-14,697.40
Bill Pmt -Check	09/07/2017	8093	Ca Bank-Visa	X	-900.42	-15,597.82
Bill Pmt -Check	09/07/2017	8101	State Compensat...	X	-664.25	-16,262.07
Bill Pmt -Check	09/07/2017	8105	Lewis & Associates	X	-450.00	-16,712.07
Bill Pmt -Check	09/07/2017	8098	Pilot Travel Cent...	X	-426.18	-17,138.25
Bill Pmt -Check	09/07/2017	8097	McMor Chlorinati...	X	-355.50	-17,493.75
Bill Pmt -Check	09/07/2017	8094	Core & Main	X	-275.28	-17,769.03
Bill Pmt -Check	09/07/2017	8090	At&T Office	X	-193.79	-17,962.82
Bill Pmt -Check	09/07/2017	8089	3D Imaging Syste...	X	-142.44	-18,105.26
Bill Pmt -Check	09/07/2017	8091	AUS Aramark	X	-110.18	-18,215.44
Bill Pmt -Check	09/07/2017	8102	Verizon Wireless	X	-106.30	-18,321.74
Bill Pmt -Check	09/07/2017	8103	Wells Fargo Bank	X	-96.53	-18,418.27
Bill Pmt -Check	09/07/2017	8100	SCE 2-36-538-21...	X	-88.16	-18,506.43
Bill Pmt -Check	09/07/2017	8104	West Coast Truc...	X	-72.00	-18,578.43
Bill Pmt -Check	09/07/2017	8092	BC Laboratories	X	-62.50	-18,640.93
Bill Pmt -Check	09/07/2017	8099	Price Disposal	X	-42.33	-18,683.26
Bill Pmt -Check	09/07/2017	8096	Lebec County W...	X	-15.99	-18,699.25
Liability Check	09/11/2017	E-pay	EFTPS	X	-1,701.56	-20,400.81
Paycheck	09/11/2017	8107	Jessica Carroll	X	-1,585.80	-21,986.61
Paycheck	09/11/2017	8108	Michael D Highto...	X	-1,423.31	-23,409.92
Paycheck	09/11/2017	8106	Jeffrey G Bryan	X	-1,322.51	-24,732.43
Check	09/11/2017	8109	Kern County Sher...	X	-474.44	-25,206.87
Liability Check	09/11/2017	E-pay	EDD	X	-269.81	-25,476.68
Bill Pmt -Check	09/18/2017	8114	PGE5159	X	-2,355.00	-27,831.68
Bill Pmt -Check	09/18/2017	8116	PGE8279	X	-1,036.61	-28,868.29
Bill Pmt -Check	09/18/2017	8120	Wainright Emilie	X	-800.00	-29,668.29
Bill Pmt -Check	09/18/2017	8110	Anthem Blue Cross	X	-153.60	-29,821.89
Bill Pmt -Check	09/18/2017	8112	Martin, Willard	X	-100.00	-29,921.89
Bill Pmt -Check	09/18/2017	8117	Radusch,Carl	X	-100.00	-30,021.89
Bill Pmt -Check	09/18/2017	8111	AT&T Uverse	X	-80.00	-30,101.89
Bill Pmt -Check	09/18/2017	8121	West Coast Truc...	X	-63.00	-30,164.89
Bill Pmt -Check	09/18/2017	8113	PGE4923	X	-27.20	-30,192.09
Bill Pmt -Check	09/18/2017	8115	PGE5230	X	-20.37	-30,212.46
Liability Check	09/25/2017	E-pay	EFTPS	X	-1,747.84	-31,960.30
Paycheck	09/25/2017	8123	Jessica Carroll	X	-1,581.72	-33,542.02
Paycheck	09/25/2017	8124	Michael D Highto...	X	-1,511.82	-35,053.84
Paycheck	09/25/2017	8122	Jeffrey G Bryan	X	-1,254.44	-36,308.28
Liability Check	09/25/2017	E-pay	EDD	X	-285.01	-36,593.29
Check	09/30/2017			X	-25.00	-36,618.29
Check	09/30/2017		QuickBooks Payr...	X	-6.00	-36,624.29
Total Checks and Payments					-36,624.29	-36,624.29
Deposits and Credits - 29 items						
Deposit	09/07/2017			X	310.86	310.86
Deposit	09/07/2017			X	615.64	926.50
Deposit	09/07/2017			X	846.57	1,773.07
Deposit	09/13/2017			X	370.00	2,143.07
Deposit	09/13/2017			X	9,188.50	11,331.57
Deposit	09/18/2017			X	235.13	11,566.70
Deposit	09/18/2017			X	3,360.58	14,927.28
Deposit	09/19/2017			X	2,814.58	17,741.86
Deposit	09/19/2017			X	11,217.88	28,959.74
Deposit	09/20/2017			X	39.79	28,999.53
Deposit	09/20/2017			X	40.22	29,039.75
Deposit	09/20/2017			X	40.94	29,080.69
Deposit	09/20/2017			X	43.99	29,124.68
Deposit	09/20/2017			X	49.97	29,174.65
Deposit	09/20/2017			X	62.25	29,236.90

LEBEC COUNTY WATER DISTRICT
Reconciliation Detail
1020 · Lebec Co Water Dist. - Checking, Period Ending 09/30/2017

Type	Date	Num	Name	Clr	Amount	Balance
Deposit	09/20/2017			X	85.21	29,322.11
Deposit	09/20/2017			X	109.00	29,431.11
Deposit	09/20/2017			X	124.02	29,555.13
Deposit	09/20/2017			X	174.51	29,729.64
Deposit	09/20/2017			X	266.00	29,995.64
Deposit	09/20/2017			X	2,619.33	32,614.97
Deposit	09/22/2017			X	348.70	32,963.67
Deposit	09/22/2017			X	501.55	33,465.22
Deposit	09/27/2017			X	712.88	34,178.10
Deposit	09/27/2017			X	9,545.93	43,724.03
Deposit	09/29/2017			X	40.01	43,764.04
Deposit	09/29/2017			X	352.43	44,116.47
Deposit	09/29/2017			X	390.02	44,506.49
Deposit	09/29/2017			X	902.05	45,408.54
Total Deposits and Credits					45,408.54	45,408.54
Total Cleared Transactions					8,784.25	8,784.25
Cleared Balance					8,784.25	122,386.60
Uncleared Transactions						
Checks and Payments - 13 items						
Bill Pmt -Check	07/25/2017	8023	Stern, Samuel		-100.00	-100.00
Bill Pmt -Check	08/04/2017	8049	Tucker, Brett		-100.00	-200.00
Bill Pmt -Check	08/04/2017	8048	Stern, Samuel		-100.00	-300.00
Bill Pmt -Check	09/07/2017	8095	Fred C. Gilbert Co.		-561.30	-861.30
Bill Pmt -Check	09/18/2017	8119	Tucker, Brett		-100.00	-961.30
Bill Pmt -Check	09/18/2017	8118	Stern, Samuel		-100.00	-1,061.30
Liability Check	09/25/2017	8126	Wells Fargo IRA		-559.41	-1,620.71
Check	09/25/2017	8125	Kern County Sher...		-503.94	-2,124.65
Bill Pmt -Check	09/30/2017	8129	Blue Shield		-1,356.54	-3,481.19
Bill Pmt -Check	09/30/2017	8130	SCE 2-03-200-81...		-1,151.75	-4,632.94
Bill Pmt -Check	09/30/2017	8128	At&T Office		-174.98	-4,807.92
Bill Pmt -Check	09/30/2017	8131	Verizon Wireless		-106.30	-4,914.22
Bill Pmt -Check	09/30/2017	8127	Ability Answering ...		-30.00	-4,944.22
Total Checks and Payments					-4,944.22	-4,944.22
Total Uncleared Transactions					-4,944.22	-4,944.22
Register Balance as of 09/30/2017					3,840.03	117,442.38
Ending Balance					**3,840.03**	**117,442.38**

LEBEC COUNTY WATER DISTRICT
Profit & Loss YTD Comparison
September 2017

	Sep 17	Jul - Sep 17
Ordinary Income/Expense		
Income		
4000 · Operating Revenue		
4010 · Commercial	19,008.74	63,777.22
4040 · Residential	13,155.27	45,136.70
4060 · Rent Income	712.88	2,099.17
4100 · Kern Co Tax Income	2,814.58	3,471.12
4120 · Surplus Water	1,386.82	3,779.83
4130 · Will Serve	132.24	396.72
4140 · Late Charges & Customer Charg...	1,295.73	5,111.40
Total 4000 · Operating Revenue	38,506.26	123,772.16
Total Income	38,506.26	123,772.16
Expense		
6020 · Auto Expense		
6022 · Gas	285.63	1,134.52
6028 · Repairs		
6028.1 · GMC	12.09	12.09
6028.2 · DODGE	80.00	80.00
Total 6028 · Repairs	92.09	92.09
6030 · Service		
6030.1 · Dodge Service	0.00	83.43
6030.2 · Gmc Service	0.00	83.43
Total 6030 · Service	0.00	166.86
Total 6020 · Auto Expense	377.72	1,393.47
6040 · Bank Service Charge	25.00	75.00
6050 · Compensation of Board	400.00	1,100.00
6065 · Depreciation	4,659.41	13,978.23
6070 · Dues & Subscriptions	0.00	30.00
6075 · Education	0.00	588.00
6090 · Equipment Rental	96.53	289.59
6095 · Fees and Permits	0.00	125.00
6110 · Insurance		
6113 · Medical Insurance	1,510.14	6,040.56
6115 · Business Insurance	732.08	2,196.24
6120 · Workers Compensation Insurance	607.92	2,600.67
Total 6110 · Insurance	2,850.14	10,837.47
6130 · Maintenance		
6135 · Maintenance Services	112.00	112.00
6140 · Maintenance Supplies	1,431.93	6,151.35
Total 6130 · Maintenance	1,543.93	6,263.35
6155 · Office Expense		
6160 · Computer	0.00	99.99
6170 · Answering Service	30.00	100.35
6175 · Office Repair	142.28	413.74

LEBEC COUNTY WATER DISTRICT
Profit & Loss YTD Comparison
September 2017

	Sep 17	Jul - Sep 17
6185 · Supplies	86.29	374.61
Total 6155 · Office Expense	258.57	988.69
6205 · Outside Services	63.00	10,727.50
6215 · Payroll - Gross Wages	13,229.41	41,790.57
6235 · Payroll Service Fees	6.00	24.00
6245 · Postage	624.12	708.96
6250 · Professional Fees		
6255 · Accounting / Bookkeeping	450.00	1,450.00
6270 · Legal	-275.00	-275.00
Total 6250 · Professional Fees	175.00	1,175.00
6290 · Rent	800.00	3,200.00
6300 · Repairs & Maintenance		
6301 · Repairs		
6301.2 · Backhoe	0.00	23.12
Total 6301 · Repairs	0.00	23.12
6302 · Maintenance		
6302.2 · Backhoe	46.55	46.55
Total 6302 · Maintenance	46.55	46.55
Total 6300 · Repairs & Maintenance	46.55	69.67
6310 · Software System	0.00	32.97
6315 · Taxes		
6320 · Payroll Taxes	992.20	3,563.81
Total 6315 · Taxes	992.20	3,563.81
6340 · Telephone	361.28	1,111.34
6352 · Uniforms	217.93	476.42
6355 · Utilities - Office		
6360 · Electric	0.00	175.59
6365 · Gas	0.00	1.94
6370 · Trash	42.33	126.99
Total 6355 · Utilities - Office	42.33	304.52
6375 · Utilities - Pumps		
6380 · Electric	4,590.93	9,396.58
Total 6375 · Utilities - Pumps	4,590.93	9,396.58
6390 · Water Test	62.50	2,737.50
Total Expense	31,422.55	110,987.64
Net Ordinary Income	7,083.71	12,784.52
Other Income/Expense		
Other Income		
9000 · Interest Income	0.00	13.86

LEBEC COUNTY WATER DISTRICT
Profit & Loss YTD Comparison
September 2017

	Sep 17	Jul - Sep 17
9015 · Grant Income	0.00	-2,689.55
Total Other Income	0.00	-2,675.69
Other Expense		
9016 · Grant Expense	72,630.11	-2,660.60
Total Other Expense	72,630.11	-2,660.60
Net Other Income	-72,630.11	-15.09
Net Income	-65,546.40	12,769.43

LEBEC COUNTY WATER DISTRICT
Balance Sheet
As of September 30, 2017

		Sep 30, 17
ASSETS		
Current Assets		
Checking/Savings		
1011 - Customer Change Petty Ca		300.00
1020 · Lebec Co Water Dist. - Checki...		117,442.38
1040 · Grant Checking Account		25.00
1080 · Savings		
1081 · Emergency Fund Reserve	120,000.00	
1080 · Savings - Other	430,135.55	
Total 1080 · Savings		550,135.55
Total Checking/Savings		667,902.93
Accounts Receivable		
1200 · Accounts Receivable		37,024.09
Total Accounts Receivable		37,024.09
Other Current Assets		
1260 · Bad Debt Loss A/R		-231.55
1360 · Prepaid Insurance		6,588.76
Total Other Current Assets		6,357.21
Total Current Assets		711,284.23
Fixed Assets		
1290 · Grants Receivable		14,038.00
1400 · Fixed Assets		
1410 · Land	15,521.00	
1430 · Office Equipment	4,352.00	
1440 · RVS Software	2,800.00	
1450 · 2011 Dodge Truck	36,179.75	
1460 · 2012 Chevy Truck	17,544.00	
1470 · Soft Start Well	7,975.00	
1480 · Used Welder	2,600.00	
1490 · 02 Backhoe	28,782.00	
1495 · Generator	8,225.00	
1500 · Other Equipment	8,250.00	
1530 · Inventory	84,485.59	
1590 · Lebec Well Motor Pump	10,109.35	
1600 · Pumps & Wells	154,313.40	
1610 · Tanks	306,208.72	
1615 · Tank Ladders	6,972.00	
1620 · Transmission & Distribution	636,423.00	
1630 · Tools	2,220.73	
1690 · Accumulated Depreciation	-831,339.56	
Total 1400 · Fixed Assets		501,621.98
1601 · Chimney Cyn Pump Motor		10,982.70
1602 · Pump Equipment		36,932.00
1631 · Portable Pump		1,864.00
Total Fixed Assets		565,438.68

LEBEC COUNTY WATER DISTRICT
Balance Sheet
As of September 30, 2017

	Sep 30, 17
Other Assets	
1800 · Deposits	1,000.00
Total Other Assets	1,000.00
TOTAL ASSETS	1,277,722.91
LIABILITIES & EQUITY	
Liabilities	
Current Liabilities	
Accounts Payable	
2010 · Accounts Payable	3,896.92
Total Accounts Payable	3,896.92
Other Current Liabilities	
2030 · Surplus Water Deposits	4,900.00
2110 · Direct Deposit Liabilities	288.24
2300 · Payroll Liabilities	
2310 · Federal Withholding	-0.11
2320 · FICA	-0.45
2330 · State Withholding	0.41
2350 · SUTA	0.07
2360 · SDI	-0.14
2300 · Payroll Liabilities - Other	-0.15
Total 2300 · Payroll Liabilities	-0.37
Total Other Current Liabilities	5,187.87
Total Current Liabilities	9,084.79
Total Liabilities	9,084.79
Equity	
3290 · Fund Balance -Net Assets	797,919.12
3300 · Retained Earnings	421,831.57
3310 · Prior Period Adjustment	36,118.00
Net Income	12,769.43
Total Equity	1,268,638.12
TOTAL LIABILITIES & EQUITY	1,277,722.91

LEBEC COUNTY WATER DISTRICT
Profit & Loss Prev Year Comparison
September 2017

	Sep 17	Sep 16	$ Change	% Change
Ordinary Income/Expense				
Income				
4000 · Operating Revenue				
4010 · Commercial	19,008.74	18,812.82	195.92	1.0%
4040 · Residential	13,155.27	14,289.87	-1,134.60	-7.9%
4060 · Rent Income	712.88	692.11	20.77	3.0%
4100 · Kern Co Tax Income	2,814.58	2,919.99	-105.41	-3.6%
4120 · Surplus Water	1,386.82	14,409.72	-13,022.90	-90.4%
4130 · Will Serve	132.24	143.26	-11.02	-7.7%
4140 · Late Charges & Customer Charg...	1,295.73	1,819.74	-524.01	-28.8%
Total 4000 · Operating Revenue	38,506.26	53,087.51	-14,581.25	-27.5%
Total Income	38,506.26	53,087.51	-14,581.25	-27.5%
Expense				
6020 · Auto Expense				
6022 · Gas	285.63	507.23	-221.60	-43.7%
6028 · Repairs				
6028.1 · GMC	12.09	500.00	-487.91	-97.6%
6028.2 · DODGE	80.00	0.00	80.00	100.0%
Total 6028 · Repairs	92.09	500.00	-407.91	-81.6%
6030 · Service				
6030.1 · Dodge Service	0.00	31.76	-31.76	-100.0%
Total 6030 · Service	0.00	31.76	-31.76	-100.0%
Total 6020 · Auto Expense	377.72	1,038.99	-661.27	-63.7%
6040 · Bank Service Charge	25.00	85.00	-60.00	-70.6%
6050 · Compensation of Board	400.00	500.00	-100.00	-20.0%
6065 · Depreciation	4,659.41	5,777.00	-1,117.59	-19.4%
6085 · Engineering	0.00	2,887.00	-2,887.00	-100.0%
6090 · Equipment Rental	96.53	96.75	-0.22	-0.2%
6095 · Fees and Permits	0.00	125.00	-125.00	-100.0%
6110 · Insurance				
6113 · Medical Insurance	1,510.14	2,912.86	-1,402.72	-48.2%
6115 · Business Insurance	732.08	3,320.96	-2,588.88	-78.0%

LEBEC COUNTY WATER DISTRICT
Profit & Loss Prev Year Comparison
September 2017

	Sep 17	Sep 16	$ Change	% Change
6120 · Workers Compensation Insurance	607.92	802.58	-194.66	-24.3%
Total 6110 · Insurance	2,850.14	7,036.40	-4,186.26	-59.5%
6130 · Maintenance				
6135 · Maintenance Services	112.00	4,773.05	-4,661.05	-97.7%
6140 · Maintenance Supplies	1,431.93	565.52	866.41	153.2%
Total 6130 · Maintenance	1,543.93	5,338.57	-3,794.64	-71.1%
6155 · Office Expense				
6170 · Answering Service	30.00	56.45	-26.45	-46.9%
6175 · Office Repair	142.28	0.00	142.28	100.0%
6185 · Supplies	86.29	322.42	-236.13	-73.2%
Total 6155 · Office Expense	258.57	378.87	-120.30	-31.8%
6205 · Outside Services	63.00	0.00	63.00	100.0%
6215 · Payroll - Gross Wages	13,229.41	13,691.17	-461.76	-3.4%
6235 · Payroll Service Fees	6.00	6.00	0.00	0.0%
6245 · Postage	624.12	0.00	624.12	100.0%
6250 · Professional Fees				
6255 · Accounting / Bookkeeping	450.00	450.00	0.00	0.0%
6270 · Legal	-275.00	0.00	-275.00	-100.0%
Total 6250 · Professional Fees	175.00	450.00	-275.00	-61.1%
6290 · Rent	800.00	800.00	0.00	0.0%
6300 · Repairs & Maintenance				
6302 · Maintenance				
6302.2 · Backhoe	46.55	0.00	46.55	100.0%
Total 6302 · Maintenance	46.55	0.00	46.55	100.0%
6303 · System Maint and Repairs	0.00	379.58	-379.58	-100.0%
Total 6300 · Repairs & Maintenance	46.55	379.58	-333.03	-87.7%
6315 · Taxes				
6320 · Payroll Taxes	992.20	1,026.86	-34.66	-3.4%

LEBEC COUNTY WATER DISTRICT
Profit & Loss Prev Year Comparison
September 2017

	Sep 17	Sep 16	$ Change	% Change
6325 · Property Tax	0.00	99.62	-99.62	-100.0%
Total 6315 · Taxes	992.20	1,126.48	-134.28	-11.9%
6340 · Telephone	361.28	367.40	-6.12	-1.7%
6342 · Tools	0.00	289.60	-289.60	-100.0%
6345 · Travel	0.00	407.10	-407.10	-100.0%
6352 · Uniforms	217.93	81.02	136.91	169.0%
6355 · Utilities - Office				
6360 · Electric	0.00	68.33	-68.33	-100.0%
6365 · Gas	0.00	1.07	-1.07	-100.0%
6370 · Trash	42.33	42.33	0.00	0.0%
Total 6355 · Utilities - Office	42.33	111.73	-69.40	-62.1%
6375 · Utilities - Pumps				
6380 · Electric	4,590.93	7,655.59	-3,064.66	-40.0%
Total 6375 · Utilities - Pumps	4,590.93	7,655.59	-3,064.66	-40.0%
6390 · Water Test	62.50	332.50	-270.00	-81.2%
Total Expense	31,422.55	48,961.75	-17,539.20	-35.8%
Net Ordinary Income	7,083.71	4,125.76	2,957.95	71.7%
Other Income/Expense				
Other Income				
9000 · Interest Income	0.00	13.86	-13.86	-100.0%
Total Other Income	0.00	13.86	-13.86	-100.0%
Other Expense				
9016 · Grant Expense	72,630.11	0.00	72,630.11	100.0%
Total Other Expense	72,630.11	0.00	72,630.11	100.0%
Net Other Income	-72,630.11	13.86	-72,643.97	-524,126.8%
Net Income	-65,546.40	4,139.62	-69,686.02	-1,683.4%

LEBEC COUNTY WATER DISTRICT
Profit & Loss Prev Year Comparison
July through September 2017

	Jul - Sep 17	Jul - Sep 16	$ Change	% Change
Ordinary Income/Expense				
Income				
4000 · Operating Revenue				
4010 · Commercial	63,777.22	59,662.01	4,115.21	6.9%
4040 · Residential	45,136.70	47,444.76	-2,308.06	-4.9%
4060 · Rent Income	2,099.17	2,038.03	61.14	3.0%
4100 · Kern Co Tax Income	3,471.12	3,194.51	276.61	8.7%
4120 · Surplus Water	3,779.83	22,289.89	-18,510.06	-83.0%
4130 · Will Serve	396.72	429.78	-33.06	-7.7%
4140 · Late Charges & Customer Charg...	5,111.40	3,716.37	1,395.03	37.5%
Total 4000 · Operating Revenue	123,772.16	138,775.35	-15,003.19	-10.8%
Total Income	123,772.16	138,775.35	-15,003.19	-10.8%
Expense				
6010 · Advertising	0.00	172.50	-172.50	-100.0%
6020 · Auto Expense				
6022 · Gas	1,134.52	1,229.31	-94.79	-7.7%
6028 · Repairs				
6028.1 · GMC	12.09	774.36	-762.27	-98.4%
6028.2 · DODGE	80.00	1,000.00	-920.00	-92.0%
Total 6028 · Repairs	92.09	1,774.36	-1,682.27	-94.8%
6030 · Service				
6030.1 · Dodge Service	83.43	115.19	-31.76	-27.6%
6030.2 · Gmc Service	83.43	233.43	-150.00	-64.3%
Total 6030 · Service	166.86	348.62	-181.76	-52.1%
Total 6020 · Auto Expense	1,393.47	3,352.29	-1,958.82	-58.4%
6040 · Bank Service Charge	75.00	117.00	-42.00	-35.9%
6050 · Compensation of Board	1,100.00	1,000.00	100.00	10.0%
6065 · Depreciation	13,978.23	17,331.00	-3,352.77	-19.4%
6070 · Dues & Subscriptions	30.00	30.00	0.00	0.0%
6075 · Education	588.00	575.00	13.00	2.3%
6085 · Engineering	0.00	2,887.00	-2,887.00	-100.0%
6090 · Equipment Rental	289.59	448.92	-159.33	-35.5%

LEBEC COUNTY WATER DISTRICT
Profit & Loss Prev Year Comparison
July through September 2017

	Jul - Sep 17	Jul - Sep 16	$ Change	% Change
6095 · Fees and Permits	125.00	382.00	-257.00	-67.3%
6110 · Insurance				
6113 · Medical Insurance	6,040.56	7,282.15	-1,241.59	-17.1%
6115 · Business Insurance	2,196.24	3,320.96	-1,124.72	-33.9%
6120 · Workers Compensation Insurance	2,600.67	3,210.32	-609.65	-19.0%
Total 6110 · Insurance	10,837.47	13,813.43	-2,975.96	-21.5%
6130 · Maintenance				
6135 · Maintenance Services	112.00	11,308.05	-11,196.05	-99.0%
6140 · Maintenance Supplies	6,151.35	3,483.60	2,667.75	76.6%
Total 6130 · Maintenance	6,263.35	14,791.65	-8,528.30	-57.7%
6155 · Office Expense				
6160 · Computer	99.99	160.97	-60.98	-37.9%
6170 · Answering Service	100.35	124.40	-24.05	-19.3%
6175 · Office Repair	413.74	365.21	48.53	13.3%
6185 · Supplies	374.61	599.17	-224.56	-37.5%
Total 6155 · Office Expense	988.69	1,249.75	-261.06	-20.9%
6205 · Outside Services	10,727.50	200.00	10,527.50	5,263.8%
6215 · Payroll - Gross Wages	41,790.57	38,383.64	3,406.93	8.9%
6235 · Payroll Service Fees	24.00	22.00	2.00	9.1%
6245 · Postage	708.96	7.59	701.37	9,240.7%
6250 · Professional Fees				
6255 · Accounting / Bookkeeping	1,450.00	1,450.00	0.00	0.0%
6265 · Consultants	0.00	225.00	-225.00	-100.0%
6270 · Legal	-275.00	-1,138.33	863.33	75.8%
Total 6250 · Professional Fees	1,175.00	536.67	638.33	118.9%
6290 · Rent	3,200.00	3,200.00	0.00	0.0%
6300 · Repairs & Maintenance				
6301 · Repairs				
6301.2 · Backhoe	23.12	0.00	23.12	100.0%
Total 6301 · Repairs	23.12	0.00	23.12	100.0%

LEBEC COUNTY WATER DISTRICT
Profit & Loss Prev Year Comparison
July through September 2017

	Jul - Sep 17	Jul - Sep 16	$ Change	% Change
6302 · Maintenance				
6302.2 · Backhoe	46.55	0.00	46.55	100.0%
Total 6302 · Maintenance	46.55	0.00	46.55	100.0%
6303 · System Maint and Repairs	0.00	2,379.58	-2,379.58	-100.0%
Total 6300 · Repairs & Maintenance	69.67	2,379.58	-2,309.91	-97.1%
6310 · Software System	32.97	99.99	-67.02	-67.0%
6315 · Taxes				
6320 · Payroll Taxes	3,563.81	3,202.25	361.56	11.3%
6325 · Property Tax	0.00	99.62	-99.62	-100.0%
Total 6315 · Taxes	3,563.81	3,301.87	261.94	7.9%
6340 · Telephone	1,111.34	1,092.00	19.34	1.8%
6342 · Tools	0.00	289.60	-289.60	-100.0%
6345 · Travel	0.00	407.10	-407.10	-100.0%
6352 · Uniforms	476.42	283.57	192.85	68.0%
6355 · Utilities - Office				
6360 · Electric	175.59	216.33	-40.74	-18.8%
6365 · Gas	1.94	1.07	0.87	81.3%
6370 · Trash	126.99	126.99	0.00	0.0%
Total 6355 · Utilities - Office	304.52	344.39	-39.87	-11.6%
6375 · Utilities - Pumps				
6380 · Electric	9,396.58	14,647.98	-5,251.40	-35.9%
Total 6375 · Utilities - Pumps	9,396.58	14,647.98	-5,251.40	-35.9%
6390 · Water Test	2,737.50	1,020.00	1,717.50	168.4%
Total Expense	110,987.64	122,366.52	-11,378.88	-9.3%
Net Ordinary Income	12,784.52	16,408.83	-3,624.31	-22.1%
Other Income/Expense				
Other Income				
9000 · Interest Income	13.86	13.86	0.00	0.0%

LEBEC COUNTY WATER DISTRICT
Profit & Loss Prev Year Comparison
July through September 2017

	Jul - Sep 17	Jul - Sep 16	$ Change	% Change
9015 · Grant Income	-2,689.55	15,349.19	-18,038.74	-117.5%
Total Other Income	-2,675.69	15,363.05	-18,038.74	-117.4%
Other Expense				
9016 · Grant Expense	-2,660.60	1,318.86	-3,979.46	-301.7%
Total Other Expense	-2,660.60	1,318.86	-3,979.46	-301.7%
Net Other Income	-15.09	14,044.19	-14,059.28	-100.1%
Net Income	12,769.43	30,453.02	-17,683.59	-58.1%

Income and Expense by Month
September 2017

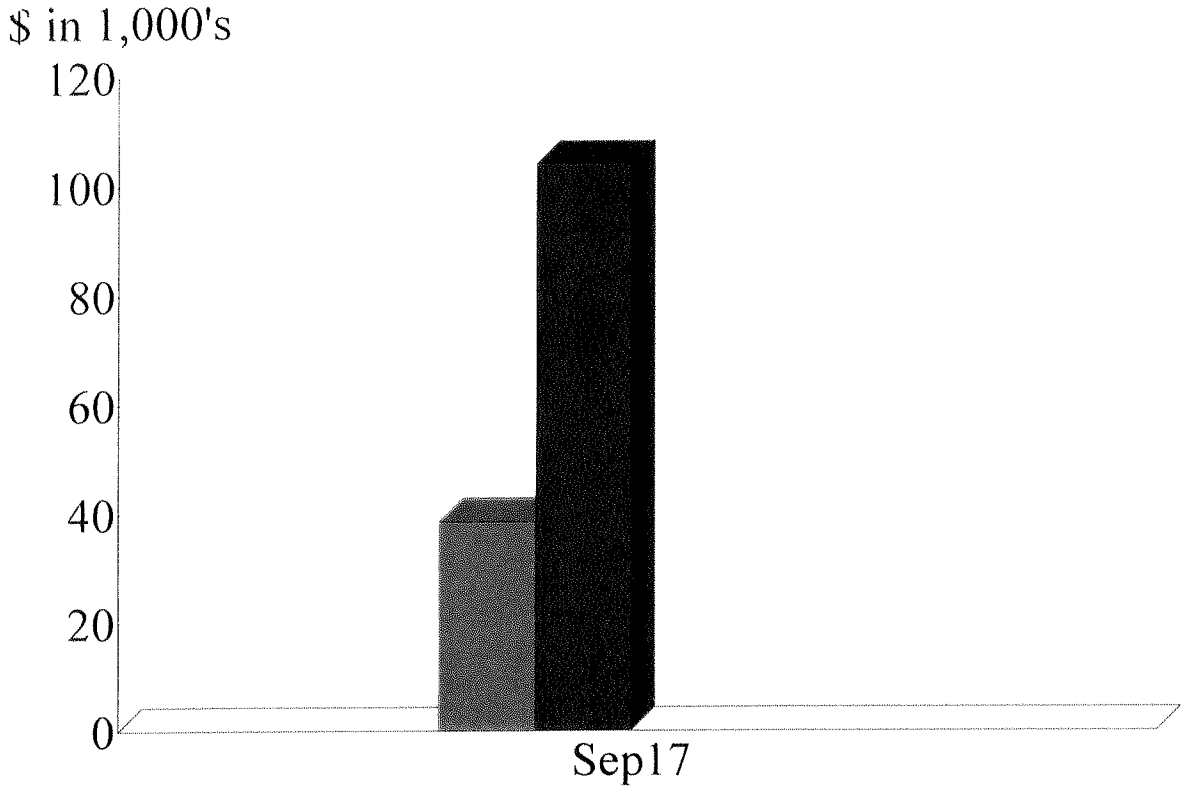

Expense Summary
September 2017

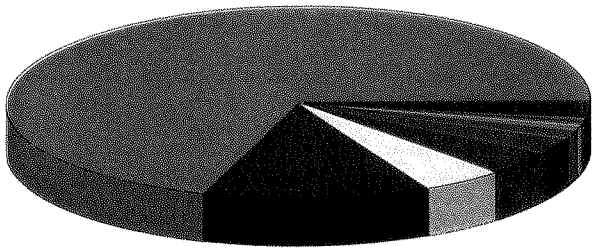

9016 ·	Grant Expense	69.80%
6215 ·	Payroll - Gross Wa	12.71
6065 ·	Depreciation	4.48
6375 ·	Utilities - Pumps	4.41
6110 ·	Insurance	2.74
6130 ·	Maintenance	1.48
6315 ·	Taxes	0.95
6290 ·	Rent	0.77
6245 ·	Postage	0.60
6050 ·	Compensation of B	0.38
Other		1.66
Total		$104,052.66

By Account

LEBEC COUNTY WATER DISTRICT

A/P Aging Detail

As of October 5, 2017

Name	Memo	Open Balance
Current		
At&T Office		174.98
Ability Answering ...		30.00
Blue Shield		1,356.54
SCE 2-03-200-8187		1,151.75
Verizon Wireless		106.30
Johnson Drilling Inc	9016 Grant Expense Claim #14	50,920.00
Provost & Prichar...	9016 SDWSRF Grant Claim 14	21,697.15
Lewis & Associates	6255 bookkeeping	450.00
Anthem Blue Cross	6113 9/1/17-10/1/17 vision and ...	153.60
AT&T Uverse		80.00
PGE5230	6380 Landfill Rd Booster Electr...	20.37
PGE4923	6380 Ridge Route Pump	27.20
PGE5159	6380 State Well Pump Electrici...	2,355.00
PGE8279	6380 Lebec Well Pump Electrici...	1,036.61
West Coast Truck ...		63.00
Wainright Emilie		800.00
Martin, Willard	9-12-17 Board meeting	100.00
Tucker, Brett	9-12-17 Board meeting	100.00
Radusch,Carl	9-12-17 Board meeting	100.00
Stern, Samuel	9-12-17 Board meeting	100.00
3D Imaging Syste...	6175 maint agreement for copier	142.28
AUS Aramark	6352 uniforms	55.09
AUS Aramark	6352 uniforms	55.09
BC Laboratories	6390 water testing	62.50
Bell's Garage & R...	6028 repair hitch on dodge	80.00
Ca Bank-Visa	credit card bill	1,799.85
Core & Main	6140 restock meters	557.70
Independent Fire ...	6135 Services for fire extg	112.00
Pilot Travel Cente...	6022 gmc miles 1096, dodge 0, ...	285.63
Price Disposal	6370 TRASH SERVICE 6370	42.33
State Compensati...	6120 workers comp insurance	607.92
Wells Fargo Bank	6090 equip rental	96.53
TOTAL		84,719.42

Lebec County Water District.

Monthly Distribution Report

September 2017

By: Mike Hightower, Jr.

Well Reports:

State Well

	September	August	Difference	Uranium	Fluoride	Nitrate
Static Level	134'8"	134'8"	0"	pCi/L 17	mg/L 2	24 mg/L
Drawdown	135'11"	135'11"	0"		**Date: Sept** 2017	
GPM	230 Gpm	230 Gpm			**Bacteriological:**	
Total Gallons	2,016,653	2,784,969	**-768,316**		Absent	

Lebec Well

	September	August	Difference	Uranium	Fluoride	Nitrate
Static Level	93'9"	94'	+ 3"	pCi/L 12	mg/L1.4	25 mg/L
Drawdown	104'9"	105'2"	+3"		**Date: Sept 2017**	
GPM	210 Gpm	210 Gpm			**Bacteriological:**	
Total Gallons	1,583,935	2,297,968	**-714,033**		Absent	

Chimney Canyon Well

	September	August	Difference	Uranium	Fluoride	Nitrate
Static Level	178'4"	178'5"	+1"	pCi/L 24	mg/L 2.1	mg/L28
Drawdown	206'5"	206'6"	+1"		**Date: Sept 2017**	
GPM	107 Gpm	107 Gpm			**Bacteriological:**	
Total Gallons	1,471,279	2,398,649	**-927,370**		Absent	

	September	August	Difference
Water Pumped	5,071,867 Gal	7,481,586 Gal	**-2,409,719 Gal**
Water Sold	4,412,871 Gal	6,450,370 Gal	**-2,037,499 Gal**
Water Loss	**658,996 Gal**	**1,031,216 Gal**	**13% August 2017**

Cuddy Creek Well - Non-Potable

	September	August	Difference	Uranium	Fluoride	Nitrate
Static Level	177 Feet	177 Feet	0		mg/Ln/a	mg/Ln/a
Drawdown	188 Feet	188 Feet	0		**Date: Sept** 2017	
Total Gallons	Gal 1,234	Gal 1088	**+146 Gal**			

System Information:

1. All monthly bacteriological samples returned an absence for coliform bacteria for the month of September 2017.

2. Operators relocated three meters, and the meter boxes at 2229 Lebec Rd. The boxes to begin with were protruding completely above grade level, exposing the meters to the elements. Also, these meter boxes were fully exposed creating a hazard to the property owner. These boxes, meters, and various piping were moved 7 feet east, and 3 feet north from the original location, and placed at grade level. **"Please see attached photos"**

3. Out riggers have been removed from the backhoe and have been placed at Ace Hydraulics of Bakersfield, we currently waiting on parts to rebuild the pistons.

4. The Cl2 pump has been rebuilt by operators at the Lebec well. While this seems an easy fix, these pumps are often tricky and require the assistance of an outside entity such as Fred C Gilbert to complete the rebuild. Hopefully the pump will give many more months of trouble free service.

5. Operators are currently working on the boards request to determine a practical wiring change to the state well, **"in order to use well #1 as the primary source that will feed the state tanks, via the State booster"** also we are presently determining the best possible solution to ensuring the two pumps, and tanks work together in unison. A detailed plan for the needed changes will be available by the next board meeting.

All other systems are functioning as they should, Thank You!



TEJON-CASTAC WATER DISTRICT
5665 Santa Elena Drive
Arvin, CA 93203

Mailing Address
P.O. Box 478
Lebec, CA 93243

Telephone: (661) 248-3000
Facsimile: (661) 248-3100

LCWD
Lebec County Water District
323 Frazier Mountain Park Road
P.O. Box 910
Lebec, CA 93243
Phone (661) 248-6872
Fax (661) 248-6439

September 29, 2017

To: Landowners / Water Users Within the Castac Lake Valley Basin

Subject: Sustainable Groundwater Management Act within the Castac Lake Valley Basin

Dear Landowner / Water User:

As you may be aware, California enacted landmark legislation in 2014 known as the Sustainable Groundwater Management Act (SGMA). This legislation aims to bring together landowners and water users to plan for sustainable groundwater usage in their shared water basins. As part of SGMA compliance, Lebec County Water District (LCWD), Tejon-Castac Water District (TCWD), and Kern County are taking steps to jointly form a Groundwater Sustainability Agency (GSA) in order to provide local representation for the Castac Lake Basin. The GSA will, among other things, assume responsibility for preparing and implementing a Groundwater Sustainability Plan (GSP) for the Castac Lake Basin.

The Districts will be hosting a Workshop followed by a Public Hearing on October 13, 2017 from 7:00 p .m. to 9:00 p.m. in the Lebec Community Church, located at 2350 Lebec Road, Lebec CA 93243. The following information will be presented:

- SGMA background
- Information regarding the Castac Lake Basin
- Schedule and process for Castac Lake GSA formation

We actively seek your input and involvement in this process and look forward to seeing you at the meeting. Thank you for your prompt attention in this matter.

Sincerely,

Willard Martin, President, Lebec County Water District

Dennis Atkinson, President, Tejon-Castac Water District

KYOCERA
Document Solutions

Lease Agreement
Copier, Fax, Mailing Equipment & Printers
Fair Market Value • Maximum $75,000

Agreement No. ________ —

EQUIPMENT

Equipment Model & Type	Serial Number	Accessories
1-Kyocera C8520 Color System		2 X 500 Paper Trays, Fax System

Equipment Location (if different from Billing Address)

SUPPLIER

Kyocera Document Solutions
Name
14101 Alton Parkway
Address
Irvine — CA — 92618
City — State — Zip

TRANSACTION TERMS

Lease Payment $ 90.00 (plus applicable tax) — Term 60 months

Billing Period Monthly — Document Fee $75.00 (included on first invoice)

The following additional payments are due on the date this Agreement is signed by you.

Security Deposit $ 0 (plus applicable taxes) — Advance Payment* $ 0 — *Applied to ○ first ○ last

1. LEASE CHARGES. Commencement of the Lease and acceptance of the Equipment [illegible] described above and in any attached schedule shall occur upon delivery of the Equipment to you. You agree to inspect the Equipment upon delivery, and verify such information as we may require. You agree to remit to us the Lease Payment and all other sums ("Lease Charges") when due and payable each Billing Period at the date and at the address we provide to you. Lease Payments are due whether or not you are invoiced. You authorize us to adjust the Lease Payments by not more than 15% to reflect any reconciliation [illegible] for agreement or adjustment [illegible] to the cost of the Equipment by the [illegible] supplier. You agree to pay us all sales, use and property taxes [illegible] other charges [illegible] with the lease or the ownership or use of the Equipment. The Security Deposit will be held by us [illegible] and may be commingled [illegible] this Lease is satisfied, and may be applied [illegible] against amounts due under the Lease. You agree to pay a document fee of $75 [illegible] made when due, you agree to pay a late charge equal to the greater of 10% of the amount [illegible] reasonable [illegible] costs. [illegible] YOUR OBLIGATIONS [illegible] PAYMENTS [illegible] ABSOLUTE AND UNCONDITIONAL AND ARE NOT SUBJECT TO CANCELLATION, REDUCTION OR SETOFF FOR ANY REASON WHATSOEVER [illegible] NEITHER SUPPLIER NOR ITS AGENTS IS AN AGENT OF OURS [illegible] AUTHORIZED TO WAIVE OR MODIFY THE TERMS OF THIS LEASE.

2. TITLE; MAINTENANCE; INDEMNIFICATION. We are the owner of the Equipment. Without our prior written consent, you will not [illegible] the Equipment [illegible] from the address indicated above. WE MAKE NO WARRANTIES TO YOU, EXPRESS OR IMPLIED, INCLUDING MERCHANTABILITY OR FITNESS FOR A PARTICULAR PURPOSE [illegible] SELECTED THE EQUIPMENT AND THE SUPPLIER. You agree to (a) keep the Equipment in good repair, condition and working order, (b) pay all costs of maintenance, supplies, replacements and repairs to the Equipment, (c) keep the Equipment free of liens, (d) USE THE EQUIPMENT ONLY [illegible] LAWFUL [illegible] BUSINESS AND NOT FOR PERSONAL, HOUSEHOLD OR FAMILY PURPOSES. You agree to indemnify [illegible] against all claims, losses and liabilities relating to the Equipment [illegible] This indemnity shall survive after the Term [illegible] We may increase the Lease Payments to offset the loss [illegible] as applicable law.

3. RISK OF LOSS; INSURANCE. You are responsible for and bear the risk of loss or damage to the Equipment. [illegible] you agree to (a) keep the Equipment insured [illegible] all risks of physical loss or damage [illegible] and (b) maintain [illegible] liability [illegible] insurance [illegible] damage for not less than $ [illegible] per occurrence [illegible] The policy must be endorsed by an insurance carrier [illegible] written notice of cancellation [illegible] able [illegible].

4. DEFAULT; REMEDIES. If you fail to remit to us any payment within ten (10) days of its due date or you breach any other obligation under the Lease or any other agreement with us, we may do one or more of the following: (a) recover from you AS LIQUIDATED DAMAGES FOR LOSS OF BARGAIN AND NOT AS A PENALTY the sum of (i) all past due and current Lease Payments and Lease Charges, (ii) the present value of all remaining Lease Payments and Lease Charges discounted at the rate of [illegible]% per annum or the lowest rate permitted by law, whichever is higher, and (iii) the Fair Market Value of the Equipment; (b) declare any other agreements between [illegible] in default; (c) require you to return all of the Equipment in the manner outlined in Section 5, or take possession of the Equipment [illegible] we shall not be held responsible for any resulting losses or damages [illegible] to lease or sell the Equipment or any portion thereof and to apply the proceeds [illegible] reasonable [illegible] and administrative expenses [illegible] (d) charge you interest on all amounts due from the due date until paid at the rate of 1-1/2% per month but in no event more than the lawful maximum rate; (e) charge you for expenses incurred in connection with the enforcement of our remedies, including without limitation repossession, repair and collection costs, attorneys' fees and court costs. These remedies are cumulative, are in addition to any other remedies provided for by law and may be exercised concurrently or separately. Any failure or delay by us to exercise any right shall not operate as a waiver of any other right or future right.

5. END OF TERM OPTIONS. If you are not in default, at least 60 days prior written notice, then 120 days prior to the end of the Term (or the Renewal Term) [illegible] at the end of the Term or the Renewal Term [illegible] purchase all of the Equipment AS IS, WHERE IS, WITHOUT ANY WARRANTY AS TO CONDITION, TITLE OR VALUE for the Fair Market Value plus applicable sales and other taxes. IF YOU FAIL TO PROVIDE US WITH SUCH 60 DAY PRIOR WRITTEN NOTICE, OR HAVING NOTIFIED US, YOU FAIL TO RETURN THE EQUIPMENT, THE TERM OF THIS LEASE SHALL AUTOMATICALLY RENEW ON A MONTH-TO-MONTH BASIS (the "Renewal Term") [illegible] provisions of the Lease shall continue to apply [illegible] the Equipment at the end of the Term (or the Renewal Term), you shall return all of the Equipment, freight and insurance prepaid, at your cost and risk, to wherever we indicate in the continental United States [illegible] in good repair, condition and working order, except for ordinary wear and tear from normal use, packed per the shipping company's specifications. You agree to pay us for any loss in value resulting from the failure to maintain the Equipment [illegible] incurred in shipping and handling.

6. MISCELLANEOUS. We may without notifying you assign this Lease and our interest in the Equipment [illegible] assignee will have all of our rights under this Lease but none of our obligations. You agree not to assert against our assignee [illegible] claims or defenses you may have against us. The Lease is the entire agreement between us, and cannot be modified except by another document signed by us. [illegible] all financial information you have provided is true and a reasonable representation of your financial condition. You authorize us [illegible] to obtain credit reports and make credit inquiries [illegible] If a court finds any provision of this Lease to be unenforceable, all other terms shall remain in effect and enforceable. You authorize us to insert or correct missing information on the Lease [illegible] describing the Equipment [illegible] THE PARTIES INTEND THIS TO BE A "FINANCE LEASE" UNDER ARTICLE 2A OF THE UNIFORM COMMERCIAL CODE ("UCC"). YOU WAIVE ALL RIGHTS AND REMEDIES CONFERRED UPON A LESSEE BY ARTICLE 2A OF THE UCC. [illegible] THIS LEASE SHALL BE GOVERNED BY THE LAWS OF THE STATE OF [illegible] YOU CONSENT TO THE JURISDICTION AND VENUE OF FEDERAL AND STATE COURTS [illegible] WAIVE [illegible] RIGHT TO A JURY TRIAL. THIS AGREEMENT CANNOT BE CANCELED OR TERMINATED.

LESSEE ("You")

Lebec County Water District
Full Legal Name

DBA

PO. Box 910
Billing Address

Lebec — CA — 93243
City — State — Zip

Debbie Bechtel — 661-248-6872 — lebecwater@att.net
Contact Name — Phone — E-mail Address

By: X *Millie Karr*
Signature of Authorized Signer

Name: MILLIE KARR
Please Print

Title: SECRETARY/TREASURER

Date: 3/1/13 — Fed Tax ID: ________

LESSOR ("We" "Us")

General Electric Capital Corporation
1961 Hirst Drive, Moberly, MO 65270

By: ________

Name: ________

Date: ________

Kyo 1224(a) mo to mo 05/10

This one-page document is the entire Lease Agreement. TPAG

Lebec Water District
Investment Analysis

September 22, 2017

Current Monthly Cost

Lease # 7758875-001 Kyocera C8520 Color MFP	$90.00/Mo
Contract Base Amount:	$54.00/Mo
3,000 Black and White Pages per Month	
Color pages billed @ .078 Cents per page Average 1000 Color Pages per Month	$78.00/Mo
Actual Total Monthly Expense	**$222.00/Mo**

New Proposed Kyocera Unit

September 22, 2017

New Kyocera 2552ci Color System

Includes:

25 Pages per Minute Full Color & Black & White
275 Sheet Dual Scan Processor
Scans at 80 Images per Minute
Dual 500 Paper Cassettes
Print/Scan Systems

Includes:

Same Service Provider
3000 Black and White Pages per Month
1000 Color Pages Per Month
All Parts Labor and All Four Color Toners
Includes Delivery Installation and Training
Completely Alleviates All Financial Responsibility of current lease

60 Month Lease

$196.00/Mo

($90.00/Mo Lease Portion + $106.00/Mo for Service Portion)

Monthly savings of $26.00/Mo

New Machine will need to be installed before October 27, 2017