



LCWD
Lebec County Water District

PACKET

JUNE 12, 2018

FOR PUBLIC VIEW ONLY

(Please do not remove from office)

8:54 AM

06/07/18

LEBEC COUNTY WATER DISTRICT
Reconciliation Summary
1040 - Grant Checking Account, Period Ending 05/31/2018

	<u>May 31, 18</u>
Beginning Balance	25.00
Cleared Balance	25.00
Register Balance as of 05/31/2018	25.00
Ending Balance	25.00

9:41 AM

06/07/18

LEBEC COUNTY WATER DISTRICT
Reconciliation Summary
1020 - Lebec Co Water Dist. - Checking, Period Ending 05/31/2018

	May 31, 18
Beginning Balance	88,659.16
Cleared Transactions	
Checks and Payments - 49 ite...	-30,733.16
Deposits and Credits - 28 items	35,597.80
Total Cleared Transactions	4,864.64
Cleared Balance	93,523.80
Uncleared Transactions	
Checks and Payments - 19 ite...	-7,061.82
Deposits and Credits - 1 item	128.03
Total Uncleared Transactions	-6,933.79
Register Balance as of 05/31/2018	86,590.01
New Transactions	
Checks and Payments - 6 items	-6,971.53
Total New Transactions	-6,971.53
Ending Balance	79,618.48

8:54 AM
06/07/18

LEBEC COUNTY WATER DISTRICT
Reconciliation Detail
1040 · Grant Checking Account, Period Ending 05/31/2018

Type	Date	Num	Name	Clr	Amount	Balance
Beginning Balance						25.00
Cleared Balance						25.00
Register Balance as of 05/31/2018						25.00
Ending Balance						25.00

9:41 AM

06/07/18

LEBEC COUNTY WATER DISTRICT

Reconciliation Detail

1020 - Lebec Co Water Dist. - Checking, Period Ending 05/31/2018

Type	Date	Num	Name	Clr	Amount	Balance
Beginning Balance						88,659.16
Cleared Transactions						
Checks and Payments - 49 items						
Bill Pmt -Check	04/05/2018	8420	Stern, Samuel	X	-100.00	-100.00
Bill Pmt -Check	04/12/2018	8431	Stern, Samuel	X	-100.00	-200.00
Bill Pmt -Check	04/12/2018	8428	Radusch, Carl	X	-100.00	-300.00
Bill Pmt -Check	04/23/2018	8445	Santana's Pumping	X	-5,738.50	-6,038.50
Bill Pmt -Check	04/23/2018	8443	Emilie Wainright	X	-800.00	-6,838.50
Bill Pmt -Check	05/03/2018	8451	Core & Main	X	-1,981.57	-8,820.07
Bill Pmt -Check	05/03/2018	8457	SCE 2-03-200-81...	X	-651.84	-9,471.91
Bill Pmt -Check	05/03/2018	8458	State Compensat...	X	-579.00	-10,050.91
Bill Pmt -Check	05/03/2018	8454	P & J Electric Inc	X	-517.22	-10,568.13
Bill Pmt -Check	05/03/2018	8455	Pilot Travel Cent...	X	-511.37	-11,079.50
Bill Pmt -Check	05/03/2018	8463	Lewis & Associates	X	-450.00	-11,529.50
Bill Pmt -Check	05/03/2018	8450	BC Laboratories	X	-377.50	-11,907.00
Bill Pmt -Check	05/03/2018	8462	West Coast Truc...	X	-225.00	-12,132.00
Bill Pmt -Check	05/03/2018	8459	Stern, Samuel	X	-200.00	-12,332.00
Bill Pmt -Check	05/03/2018	8453	Maillis, Patricia E	X	-200.00	-12,532.00
Bill Pmt -Check	05/03/2018	8456	Radusch, Carl	X	-200.00	-12,732.00
Bill Pmt -Check	05/03/2018	8448	At&T Office	X	-172.46	-12,904.46
Bill Pmt -Check	05/03/2018	8449	AUS Aramark	X	-132.88	-13,037.34
Bill Pmt -Check	05/03/2018	8446	3D Imaging Syste...	X	-109.84	-13,147.18
Bill Pmt -Check	05/03/2018	8461	Verizon Wireless	X	-106.82	-13,254.00
Bill Pmt -Check	05/03/2018	8465	Radusch, Carl	X	-100.00	-13,354.00
Bill Pmt -Check	05/03/2018	8466	Stern, Samuel	X	-100.00	-13,454.00
Bill Pmt -Check	05/03/2018	8464	Maillis, Patricia E	X	-100.00	-13,554.00
Bill Pmt -Check	05/03/2018	8460	STREAMLINE	X	-75.00	-13,629.00
Bill Pmt -Check	05/03/2018	8447	Ability Answering ...	X	-30.00	-13,659.00
Bill Pmt -Check	05/03/2018	8452	Gas Company	X	-25.27	-13,684.27
Paycheck	05/07/2018	8468	Michael D Highto...	X	-2,256.62	-15,940.89
Paycheck	05/07/2018	8467	Jessica Carroll	X	-1,960.48	-17,901.37
Liability Check	05/07/2018	E-pay	EFTPS	X	-1,411.56	-19,312.93
Liability Check	05/07/2018	E-pay	EDD	X	-277.77	-19,590.70
Bill Pmt -Check	05/14/2018	8470	Ca Bank-Visa	X	-1,709.52	-21,300.22
Bill Pmt -Check	05/14/2018	8474	PGE5159	X	-1,553.26	-22,853.48
Bill Pmt -Check	05/14/2018	8476	PGE8279	X	-708.88	-23,562.36
Bill Pmt -Check	05/14/2018	8471	Fred C. Gilbert Co.	X	-422.07	-23,984.43
Bill Pmt -Check	05/14/2018	8480	USPS	X	-116.00	-24,100.43
Bill Pmt -Check	05/14/2018	8473	Maillis, Patricia E	X	-100.00	-24,200.43
Bill Pmt -Check	05/14/2018	8481	Wells Fargo Bank	X	-96.53	-24,296.96
Bill Pmt -Check	05/14/2018	8469	Anthem Blue Cross	X	-52.03	-24,348.99
Bill Pmt -Check	05/14/2018	8472	Hometown Publis...	X	-46.20	-24,395.19
Bill Pmt -Check	05/14/2018	8478	SCE 2-36-538-21...	X	-45.27	-24,440.46
Bill Pmt -Check	05/14/2018	8477	Price Disposal	X	-42.33	-24,482.79
Bill Pmt -Check	05/14/2018	8475	PGE5230	X	-21.02	-24,503.81
Paycheck	05/21/2018	8484	Michael D Highto...	X	-2,305.80	-26,809.61
Paycheck	05/21/2018	8483	Jessica Carroll	X	-1,835.05	-28,644.66
Liability Check	05/21/2018	E-pay	EFTPS	X	-1,501.10	-30,145.76
Liability Check	05/21/2018	E-pay	EDD	X	-293.32	-30,439.08
Paycheck	05/21/2018	8482	Javier T Rodriguez	X	-263.08	-30,702.16
Check	05/31/2018			X	-25.00	-30,727.16
Check	05/31/2018		QuickBooks Payr...	X	-6.00	-30,733.16
Total Checks and Payments					-30,733.16	-30,733.16

9:41 AM

06/07/18

LEBEC COUNTY WATER DISTRICT

Reconciliation Detail

1020 - Lebec Co Water Dist. - Checking, Period Ending 05/31/2018

Type	Date	Num	Name	Clr	Amount	Balance
Deposits and Credits - 28 items						
Deposit	05/04/2018			X	425.00	425.00
Deposit	05/04/2018			X	500.00	925.00
Deposit	05/04/2018			X	5,517.22	6,442.22
Deposit	05/10/2018			X	428.37	6,870.59
Deposit	05/10/2018			X	743.61	7,614.20
Deposit	05/10/2018			X	3,201.99	10,816.19
Deposit	05/14/2018			X	82.58	10,898.77
Deposit	05/14/2018			X	114.02	11,012.79
Deposit	05/14/2018			X	124.03	11,136.82
Deposit	05/14/2018			X	125.00	11,261.82
Deposit	05/14/2018			X	128.03	11,389.85
Deposit	05/14/2018			X	176.23	11,566.08
Deposit	05/14/2018			X	308.33	11,874.41
Deposit	05/14/2018			X	6,291.11	18,165.52
Deposit	05/18/2018			X	40.01	18,205.53
Deposit	05/18/2018			X	80.34	18,285.87
Deposit	05/18/2018			X	512.21	18,798.08
Deposit	05/18/2018			X	11,686.45	30,484.53
Deposit	05/22/2018			X	40.01	30,524.54
Deposit	05/22/2018			X	40.01	30,564.55
Deposit	05/22/2018			X	60.02	30,624.57
Deposit	05/22/2018			X	83.00	30,707.57
Deposit	05/22/2018			X	2,303.61	33,011.18
Deposit	05/30/2018			X	712.87	33,724.05
Deposit	05/30/2018			X	950.66	34,674.71
Deposit	05/31/2018			X	93.55	34,768.26
Deposit	05/31/2018			X	338.02	35,106.28
Deposit	05/31/2018			X	491.52	35,597.80
Total Deposits and Credits					35,597.80	35,597.80
Total Cleared Transactions					4,864.64	4,864.64
Cleared Balance					4,864.64	93,523.80
Uncleared Transactions						
Checks and Payments - 19 items						
Bill Pmt -Check	01/19/2018	8304	Vince Stanton		-60.00	-60.00
Bill Pmt -Check	05/14/2018	8479	Stern, Samuel		-100.00	-160.00
Liability Check	05/21/2018	8485	Wells Fargo IRA		-321.00	-481.00
Bill Pmt -Check	05/25/2018	8490	Santana's Pumping		-2,720.00	-3,201.00
Bill Pmt -Check	05/25/2018	8492	Wainright Emilie		-800.00	-4,001.00
Bill Pmt -Check	05/25/2018	8491	SCE 2-03-200-81...		-678.74	-4,679.74
Bill Pmt -Check	05/25/2018	8487	Blue Shield		-581.95	-5,261.69
Bill Pmt -Check	05/25/2018	8494	West Coast Truc...		-162.00	-5,423.69
Bill Pmt -Check	05/25/2018	8493	Wells Fargo Bank		-96.53	-5,520.22
Bill Pmt -Check	05/25/2018	8486	AT&T Uverse		-80.00	-5,600.22
Bill Pmt -Check	05/25/2018	8489	Pitney Bowes/Re...		-64.19	-5,664.41
Bill Pmt -Check	05/25/2018	8488	PGE4923		-32.55	-5,696.96
Bill Pmt -Check	05/30/2018	8500	P & J Electric Inc		-652.58	-6,349.54
Bill Pmt -Check	05/30/2018	8497	At&T Office		-172.67	-6,522.21
Bill Pmt -Check	05/30/2018	8499	BC Laboratories		-150.00	-6,672.21
Bill Pmt -Check	05/30/2018	8498	AUS Aramark		-139.32	-6,811.53
Bill Pmt -Check	05/30/2018	8495	3D Imaging Syste...		-109.84	-6,921.37
Bill Pmt -Check	05/30/2018	8501	Verizon Wireless		-106.82	-7,028.19
Bill Pmt -Check	05/30/2018	8496	Ability Answering ...		-33.63	-7,061.82
Total Checks and Payments					-7,061.82	-7,061.82
Deposits and Credits - 1 item						
Deposit	05/31/2018				128.03	128.03
Total Deposits and Credits					128.03	128.03
Total Uncleared Transactions					-6,933.79	-6,933.79
Register Balance as of 05/31/2018					-2,069.15	86,590.01

9:41 AM

06/07/18

LEBEC COUNTY WATER DISTRICT

Reconciliation Detail

1020 - Lebec Co Water Dist. - Checking, Period Ending 05/31/2018

Type	Date	Num	Name	Clr	Amount	Balance
New Transactions						
Checks and Payments - 6 items						
Paycheck	06/04/2018	8504	Michael D Hight...		-1,944.23	-1,944.23
Paycheck	06/04/2018	8503	Jessica Carroll		-1,872.53	-3,816.76
Liability Check	06/04/2018	E-pay	EFTPS		-1,626.96	-5,443.72
Paycheck	06/04/2018	8502	Javier T Rodriguez		-1,046.43	-6,490.15
Liability Check	06/04/2018	E-pay	EDD		-282.00	-6,772.15
Check	06/04/2018	8505	Ca State Disburs...		-199.38	-6,971.53
Total Checks and Payments					-6,971.53	-6,971.53
Total New Transactions					-6,971.53	-6,971.53
Ending Balance					-9,040.68	79,618.48

LEBEC COUNTY WATER DISTRICT

Profit & Loss YTD Comparison

06/07/18

Accrual Basis

May 2018

	May 18	Jul '17 - May 18
Ordinary Income/Expense		
Income		
4000 · Operating Revenue		
4010 · Commercial	19,646.45	219,752.10
4040 · Residential	14,352.17	137,226.75
4060 · Rent Income	712.87	7,802.18
4070 · Meter Install	0.00	5,000.00
4100 · Kern Co Tax Income	743.61	41,143.88
4120 · Surplus Water	551.25	9,316.02
4130 · Will Serve	110.20	1,377.50
4140 · Late Charges & Customer Charg...	856.99	15,153.31
Total 4000 · Operating Revenue	36,973.54	436,771.74
Total Income	36,973.54	436,771.74
Expense		
6010 · Advertising	246.20	536.60
6020 · Auto Expense		
6022 · Gas	381.90	4,102.08
6028 · Repairs		
6028.1 · GMC	20.00	1,271.35
6028.2 · DODGE	0.00	99.29
6028.3 · BACKHOE	0.00	1,635.64
Total 6028 · Repairs	20.00	3,006.28
6030 · Service		
6030.1 · Dodge Service	117.73	368.02
6030.2 · Gmc Service	276.83	536.75
Total 6030 · Service	394.56	904.77
Total 6020 · Auto Expense	796.46	8,013.13
6040 · Bank Service Charge	35.00	318.99
6050 · Compensation of Board	0.00	5,200.00
6060 · Contracted Maintenance Services	652.58	4,148.20
6065 · Depreciation	4,547.00	50,354.23
6070 · Dues & Subscriptions	75.00	2,341.00
6075 · Education	0.00	1,699.11
6090 · Equipment Rental	257.25	1,397.33
6095 · Fees and Permits	0.00	2,616.60
6105 · Interest	27.04	27.04
6110 · Insurance		
6113 · Medical Insurance	633.98	16,475.91
6115 · Business Insurance	732.08	8,052.88
6120 · Workers Compensation Insurance	579.00	8,132.88
Total 6110 · Insurance	1,945.06	32,661.67
6130 · Maintenance		
6135 · Maintenance Services	0.00	452.00
6140 · Maintenance Supplies	1,664.53	13,081.45
Total 6130 · Maintenance	1,664.53	13,533.45

LEBEC COUNTY WATER DISTRICT

Profit & Loss YTD Comparison

06/07/18

Accrual Basis

May 2018

	May 18	Jul '17 - May 18
6145 · Meals & Entertainment	0.00	120.00
6155 · Office Expense		
6160 · Computer	0.00	457.96
6170 · Answering Service	33.63	405.55
6175 · Office Repair	109.84	1,391.87
6180 · Signage	0.00	47.04
6185 · Supplies	530.78	2,192.49
Total 6155 · Office Expense	674.25	4,494.91
6205 · Outside Services	4,411.00	47,471.50
6215 · Payroll - Gross Wages	11,558.45	147,756.74
6233 · Employee Drug Testing Fees	30.00	30.00
6235 · Payroll Service Fees	6.00	556.37
6240 · PO Box Fee	116.00	116.00
6245 · Postage	618.15	2,351.54
6250 · Professional Fees		
6255 · Accounting / Bookkeeping	450.00	5,150.00
6260 · Audit	0.00	7,500.00
6270 · Legal	0.00	1,872.85
Total 6250 · Professional Fees	450.00	14,522.85
6290 · Rent	800.00	9,600.00
6300 · Repairs & Maintenance		
6301 · Repairs		
6301.2 · Backhoe	0.00	23.12
6301 · Repairs - Other	273.33	273.33
Total 6301 · Repairs	273.33	296.45
6302 · Maintenance		
6302.2 · Backhoe	0.00	46.55
Total 6302 · Maintenance	0.00	46.55
Total 6300 · Repairs & Maintenance	273.33	343.00
6310 · Software System	665.04	1,989.11
6315 · Taxes		
6320 · Payroll Taxes	885.19	13,066.77
6325 · Property Tax	0.00	125.45
Total 6315 · Taxes	885.19	13,192.22
6340 · Telephone	359.49	4,006.96
6342 · Tools	328.42	478.93
6345 · Travel	0.00	304.44
6352 · Uniforms	139.32	1,528.87
6355 · Utilities - Office		
6360 · Electric	45.27	571.76
6365 · Gas	3.44	423.78
6370 · Trash	84.66	465.63
Total 6355 · Utilities - Office	133.37	1,461.17

11:08 AM

06/07/18

Accrual Basis

LEBEC COUNTY WATER DISTRICT

Profit & Loss YTD Comparison

May 2018

	May 18	Jul '17 - May 18
6375 · Utilities - Pumps		
6380 · Electric	2,994.45	35,116.10
Total 6375 · Utilities - Pumps	2,994.45	35,116.10
6390 · Water Test	150.00	4,517.50
Total Expense	34,838.58	412,805.56
Net Ordinary Income	2,134.96	23,966.18
Other Income/Expense		
Other Income		
9000 · Interest Income	0.00	44.65
9015 · Grant Income	0.00	16,675.89
Total Other Income	0.00	16,720.54
Other Expense		
9016 · Grant Expense	0.00	16,704.84
Total Other Expense	0.00	16,704.84
Net Other Income	0.00	15.70
Net Income	2,134.96	23,981.88

LEBEC COUNTY WATER DISTRICT

06/07/18

Balance Sheet

Accrual Basis

As of May 31, 2018

	May 31, 18
ASSETS	
Current Assets	
Checking/Savings	
1011 - Customer Change Petty Ca	300.00
1020 - Lebec Co Water Dist. - Checki...	86,590.01
1040 - Grant Checking Account	25.00
1080 - Savings	
1081 - Emergency Fund Reserve	120,000.00
1080 - Savings - Other	505,146.34
Total 1080 - Savings	625,146.34
Total Checking/Savings	712,061.35
Accounts Receivable	
1200 - Accounts Receivable	37,574.13
Total Accounts Receivable	37,574.13
Other Current Assets	
1260 - Bad Debt Loss A/R	-231.55
1360 - Prepaid Insurance	732.12
Total Other Current Assets	500.57
Total Current Assets	750,136.05
Fixed Assets	
1290 - Grants Receivable	14,038.00
1400 - Fixed Assets	
1410 - Land	15,521.00
1430 - Office Equipment	4,352.00
1440 - RVS Software	2,800.00
1450 - 2011 Dodge Truck	36,179.75
1460 - 2012 Chevy Truck	17,544.00
1470 - Soft Start Well	7,975.00
1480 - Used Welder	2,600.00
1490 - 02 Backhoe	28,782.00
1495 - Generator	8,225.00
1500 - Other Equipment	8,250.00
1530 - Inventory	84,485.59
1590 - Lebec Well Motor Pump	10,109.35
1600 - Pumps & Wells	154,313.40
1610 - Tanks	306,208.72
1615 - Tank Ladders	6,972.00
1620 - Transmission & Distribution	636,423.00
1630 - Tools	2,220.73
1690 - Accumulated Depreciation	-866,366.56
Total 1400 - Fixed Assets	466,594.98
1601 - Chimney Cyn Pump Motor	10,982.70
1602 - Pump Equipment	36,932.00
1631 - Portable Pump	1,864.00
Total Fixed Assets	530,411.68

LEBEC COUNTY WATER DISTRICT

06/07/18

Balance Sheet

Accrual Basis

As of May 31, 2018

	May 31, 18
Other Assets	
1800 · Deposits	1,000.00
Total Other Assets	1,000.00
TOTAL ASSETS	1,281,547.73
LIABILITIES & EQUITY	
Liabilities	
Current Liabilities	
Accounts Payable	
2010 · Accounts Payable	5,240.93
Total Accounts Payable	5,240.93
Other Current Liabilities	
2110 · Direct Deposit Liabilities	288.24
2300 · Payroll Liabilities	
2310 · Federal Withholding	-0.11
2320 · FICA	-0.45
2330 · State Withholding	0.41
2350 · SUTA	0.07
2360 · SDI	-0.14
2300 · Payroll Liabilities - Other	17.71
Total 2300 · Payroll Liabilities	17.49
Total Other Current Liabilities	305.73
Total Current Liabilities	5,546.66
Total Liabilities	5,546.66
Equity	
3290 · Fund Balance -Net Assets	797,919.12
3300 · Retained Earnings	417,982.07
3310 · Prior Period Adjustment	36,118.00
Net Income	23,981.88
Total Equity	1,276,001.07
TOTAL LIABILITIES & EQUITY	1,281,547.73

10:38 AM

06/07/18

LEBEC COUNTY WATER DISTRICT

A/P Aging Detail

As of June 7, 2018

Name	Memo	Open Balance
Current		
Ca Bank-Visa	credit card	1,357.80
Core & Main	air vac and stock	1,242.46
Gas Company	6365 office 6365- Acct# 046016...	3.44
National Toxicolo...	6233 drug testing	30.00
Pilot Travel Cente...	gas chevy miles 1373/dodge 0 ...	381.90
Price Disposal	6370 TRASH SERVICE	42.33
Santana's Pumping	6205 Asphalt Repair on lebec ...	1,529.00
State Compensati...	6120 workers comp insurance	579.00
STREAMLINE	6070 website maint	75.00
Lewis & Associates	6255 bookkeeping	450.00
Maillis, Patricia E	6050 board stipend	100.00
Stern, Samuel	6050 board stipend	100.00
Radusch,Carl	6050 board stipend	100.00
Maillis, Patricia E	5-8-18 Regular Meeting	100.00
Stern, Samuel	5-8-18 Regular Meeting	100.00
Price Disposal	6370 TRASH SERVICE	42.33
Hometown Publis...	6010 board vacancy ad	46.20
Wells Fargo Bank		96.53
Anthem Blue Cross	6113 Group number J06447	52.03
SCE 2-36-538-2134	6360 office electric	45.27
USPS	Annual Box Fee	116.00
PGE5159	6380 State Well Pump Electrici...	1,553.26
PGE5230	6380 Landfill Rd Booster Electr...	21.02
PGE8279	6380 Lebec Well Pump Electrici...	708.88
Fred C. Gilbert Co.	6140 cl2 pump head	422.07
Ca Bank-Visa		1,709.52
SCE 2-03-200-8187		678.74
Blue Shield	6113 Acct# W00886361000 me...	581.95
Pitney Bowes/Ren...		64.19
AT&T Uverse		80.00
Wells Fargo Bank		96.53
Santana's Pumping	6205 Asphalt Repair on lebec ...	2,720.00
PGE4923	6380 Ridge Route Pump	32.55
West Coast Truck ...	5/15/18 office cover 6.5 hours	117.00
West Coast Truck ...	Office Cover 5/7/18 2.5 hours	45.00
Wainright Emilie		800.00
3D Imaging Syste...		109.84
Ability Answering ...		33.63
At&T Office		172.67
AUS Aramark		69.66
AUS Aramark		69.66
BC Laboratories		62.50
BC Laboratories		87.50
P & J Electric Inc		652.58
Verizon Wireless		106.82

TOTAL**17,584.86**

LEBEC COUNTY WATER DISTRICT

Profit & Loss Prev Year Comparison

06/07/18

Accrual Basis

May 2018

	May 18	May 17	\$ Change	% Change
Ordinary Income/Expense				
Income				
4000 · Operating Revenue				
4010 · Commercial	19,646.45	21,306.01	-1,659.56	-7.8%
4040 · Residential	14,352.17	14,290.93	61.24	0.4%
4060 · Rent Income	712.87	692.11	20.76	3.0%
4100 · Kern Co Tax Income	743.61	11,973.94	-11,230.33	-93.8%
4120 · Surplus Water	551.25	2,372.86	-1,821.61	-76.8%
4130 · Will Serve	110.20	132.24	-22.04	-16.7%
4140 · Late Charges & Customer Charg...	856.99	993.03	-136.04	-13.7%
Total 4000 · Operating Revenue	36,973.54	51,761.12	-14,787.58	-28.6%
Total Income	36,973.54	51,761.12	-14,787.58	-28.6%
Expense				
6010 · Advertising	246.20	0.00	246.20	100.0%
6020 · Auto Expense				
6022 · Gas	381.90	263.28	118.62	45.1%
6028 · Repairs				
6028.1 · GMC	20.00	56.86	-36.86	-64.8%
6028.2 · DODGE	0.00	165.94	-165.94	-100.0%
6028.3 · BACKHOE	0.00	175.28	-175.28	-100.0%
Total 6028 · Repairs	20.00	398.08	-378.08	-95.0%
6030 · Service				
6030.1 · Dodge Service	117.73	0.00	117.73	100.0%
6030.2 · Gmc Service	276.83	0.00	276.83	100.0%
Total 6030 · Service	394.56	0.00	394.56	100.0%
Total 6020 · Auto Expense	796.46	661.36	135.10	20.4%
6040 · Bank Service Charge	35.00	13.00	22.00	169.2%
6050 · Compensation of Board	0.00	800.00	-800.00	-100.0%
6060 · Contracted Maintenance Services	652.58	0.00	652.58	100.0%
6065 · Depreciation	4,547.00	5,777.00	-1,230.00	-21.3%
6070 · Dues & Subscriptions	75.00	192.00	-117.00	-60.9%
6075 · Education	0.00	29.85	-29.85	-100.0%
6090 · Equipment Rental	257.25	276.72	-19.47	-7.0%
6105 · Interest	27.04	0.00	27.04	100.0%
6110 · Insurance				
6113 · Medical Insurance	633.98	1,356.54	-722.56	-53.3%
6115 · Business Insurance	732.08	0.00	732.08	100.0%
6120 · Workers Compensation Insurance	579.00	664.25	-85.25	-12.8%
Total 6110 · Insurance	1,945.06	2,020.79	-75.73	-3.8%
6130 · Maintenance				
6135 · Maintenance Services	0.00	285.00	-285.00	-100.0%
6140 · Maintenance Supplies	1,664.53	689.99	974.54	141.2%
Total 6130 · Maintenance	1,664.53	974.99	689.54	70.7%
6155 · Office Expense				
6170 · Answering Service	33.63	70.73	-37.10	-52.5%

LEBEC COUNTY WATER DISTRICT

06/07/18

Profit & Loss Prev Year Comparison

Accrual Basis

May 2018

	May 18	May 17	\$ Change	% Change
6175 • Office Repair	109.84	112.05	-2.21	-2.0%
6180 • Signage	0.00	45.83	-45.83	-100.0%
6185 • Supplies	530.78	258.14	272.64	105.6%
Total 6155 • Office Expense	674.25	486.75	187.50	38.5%
6205 • Outside Services	4,411.00	504.00	3,907.00	775.2%
6215 • Payroll - Gross Wages	11,558.45	14,030.36	-2,471.91	-17.6%
6233 • Employee Drug Testing Fees	30.00	0.00	30.00	100.0%
6235 • Payroll Service Fees	6.00	0.00	6.00	100.0%
6240 • PO Box Fee	116.00	0.00	116.00	100.0%
6245 • Postage	618.15	663.58	-45.43	-6.9%
6250 • Professional Fees				
6255 • Accounting / Bookkeeping	450.00	450.00	0.00	0.0%
6270 • Legal	0.00	69.00	-69.00	-100.0%
Total 6250 • Professional Fees	450.00	519.00	-69.00	-13.3%
6290 • Rent	800.00	800.00	0.00	0.0%
6300 • Repairs & Maintenance				
6301 • Repairs	273.33	0.00	273.33	100.0%
Total 6300 • Repairs & Maintenance	273.33	0.00	273.33	100.0%
6310 • Software System	665.04	23.88	641.16	2,684.9%
6315 • Taxes				
6320 • Payroll Taxes	885.19	1,052.28	-167.09	-15.9%
Total 6315 • Taxes	885.19	1,052.28	-167.09	-15.9%
6340 • Telephone	359.49	340.80	18.69	5.5%
6342 • Tools	328.42	64.29	264.13	410.8%
6352 • Uniforms	139.32	81.02	58.30	72.0%
6355 • Utilities - Office				
6360 • Electric	45.27	43.44	1.83	4.2%
6365 • Gas	3.44	12.38	-8.94	-72.2%
6370 • Trash	84.66	84.66	0.00	0.0%
Total 6355 • Utilities - Office	133.37	140.48	-7.11	-5.1%
6375 • Utilities - Pumps				
6380 • Electric	2,994.45	2,770.69	223.76	8.1%
Total 6375 • Utilities - Pumps	2,994.45	2,770.69	223.76	8.1%
6390 • Water Test	150.00	62.50	87.50	140.0%
Total Expense	34,838.58	32,285.34	2,553.24	7.9%
Net Ordinary Income	2,134.96	19,475.78	-17,340.82	-89.0%
Other Income/Expense				
Other Expense				
9016 • Grant Expense	0.00	30.26	-30.26	-100.0%
Total Other Expense	0.00	30.26	-30.26	-100.0%

10:49 AM

06/07/18

Accrual Basis

LEBEC COUNTY WATER DISTRICT
Profit & Loss Prev Year Comparison

May 2018

	May 18	May 17	\$ Change	% Change
Net Other Income	0.00	-30.26	30.26	100.0%
Net Income	2,134.96	19,445.52	-17,310.56	-89.0%

10:50 AM

06/07/18

Accrual Basis

LEBEC COUNTY WATER DISTRICT

Profit & Loss Prev Year Comparison

July 2017 through May 2018

	Jul '17 - May...	Jul '16 - May...	\$ Change	% Change
Ordinary Income/Expense				
Income				
4000 · Operating Revenue				
4010 · Commercial	219,752.10	204,851.33	14,900.77	7.3%
4040 · Residential	137,226.75	138,870.24	-1,643.49	-1.2%
4060 · Rent Income	7,802.18	7,574.91	227.27	3.0%
4070 · Meter Install	5,000.00	0.00	5,000.00	100.0%
4100 · Kern Co Tax Income	41,143.88	39,904.76	1,239.12	3.1%
4120 · Surplus Water	9,316.02	34,920.00	-25,603.98	-73.3%
4130 · Will Serve	1,377.50	1,443.62	-66.12	-4.6%
4140 · Late Charges & Customer Charg...	15,153.31	8,942.88	6,210.43	69.5%
Total 4000 · Operating Revenue	436,771.74	436,507.74	264.00	0.1%
Total Income	436,771.74	436,507.74	264.00	0.1%
Expense				
6010 · Advertising	536.60	172.50	364.10	211.1%
6020 · Auto Expense				
6022 · Gas	4,102.08	4,067.24	34.84	0.9%
6028 · Repairs				
6028.1 · GMC	1,271.35	2,682.45	-1,411.10	-52.6%
6028.2 · DODGE	99.29	4,723.84	-4,624.55	-97.9%
6028.3 · BACKHOE	1,635.64	1,400.74	234.90	16.8%
Total 6028 · Repairs	3,006.28	8,807.03	-5,800.75	-65.9%
6030 · Service				
6030.1 · Dodge Service	368.02	565.48	-197.46	-34.9%
6030.2 · Gmc Service	536.75	483.72	53.03	11.0%
Total 6030 · Service	904.77	1,049.20	-144.43	-13.8%
Total 6020 · Auto Expense	8,013.13	13,923.47	-5,910.34	-42.5%
6040 · Bank Service Charge	318.99	300.00	18.99	6.3%
6050 · Compensation of Board	5,200.00	4,500.00	700.00	15.6%
6060 · Contracted Maintenance Services	4,148.20	0.00	4,148.20	100.0%
6065 · Depreciation	50,354.23	63,547.00	-13,192.77	-20.8%
6070 · Dues & Subscriptions	2,341.00	1,699.00	642.00	37.8%
6075 · Education	1,699.11	29.85	1,669.26	5,592.2%
6085 · Engineering	0.00	5,061.80	-5,061.80	-100.0%
6090 · Equipment Rental	1,397.33	1,530.54	-133.21	-8.7%
6095 · Fees and Permits	2,616.60	2,759.20	-142.60	-5.2%
6105 · Interest	27.04	0.00	27.04	100.0%
6110 · Insurance				
6113 · Medical Insurance	16,475.91	17,342.62	-866.71	-5.0%
6115 · Business Insurance	8,052.88	7,967.98	84.90	1.1%
6120 · Workers Compensation Insurance	8,132.88	9,305.86	-1,172.98	-12.6%
Total 6110 · Insurance	32,661.67	34,616.46	-1,954.79	-5.7%
6130 · Maintenance				
6135 · Maintenance Services	452.00	15,563.05	-15,111.05	-97.1%
6140 · Maintenance Supplies	13,081.45	14,221.09	-1,139.64	-8.0%

LEBEC COUNTY WATER DISTRICT

06/07/18

Profit & Loss Prev Year Comparison

Accrual Basis

July 2017 through May 2018

	Jul '17 - May...	Jul '16 - May...	\$ Change	% Change
Total 6130 · Maintenance	13,533.45	29,784.14	-16,250.69	-54.6%
6145 · Meals & Entertainment	120.00	153.00	-33.00	-21.6%
6155 · Office Expense				
6160 · Computer	457.96	361.94	96.02	26.5%
6170 · Answering Service	405.55	456.24	-50.69	-11.1%
6175 · Office Repair	1,391.87	1,496.11	-104.24	-7.0%
6180 · Signage	47.04	45.83	1.21	2.6%
6185 · Supplies	2,192.49	2,035.28	157.21	7.7%
Total 6155 · Office Expense	4,494.91	4,395.40	99.51	2.3%
6205 · Outside Services	47,471.50	8,804.00	38,667.50	439.2%
6215 · Payroll - Gross Wages	147,756.74	176,467.04	-28,710.30	-16.3%
6233 · Employee Drug Testing Fees	30.00	0.00	30.00	100.0%
6235 · Payroll Service Fees	556.37	154.37	402.00	260.4%
6240 · PO Box Fee	116.00	0.00	116.00	100.0%
6245 · Postage	2,351.54	2,255.80	95.74	4.2%
6250 · Professional Fees				
6255 · Accounting / Bookkeeping	5,150.00	5,100.00	50.00	1.0%
6260 · Audit	7,500.00	13,325.00	-5,825.00	-43.7%
6265 · Consultants	0.00	225.00	-225.00	-100.0%
6270 · Legal	1,872.85	3,112.69	-1,239.84	-39.8%
Total 6250 · Professional Fees	14,522.85	21,762.69	-7,239.84	-33.3%
6290 · Rent	9,600.00	9,600.00	0.00	0.0%
6300 · Repairs & Maintenance				
6301 · Repairs				
6301.2 · Backhoe	23.12	0.00	23.12	100.0%
6301 · Repairs - Other	273.33	706.17	-432.84	-61.3%
Total 6301 · Repairs	296.45	706.17	-409.72	-58.0%
6302 · Maintenance				
6302.2 · Backhoe	46.55	0.00	46.55	100.0%
Total 6302 · Maintenance	46.55	0.00	46.55	100.0%
6303 · System Maint and Repairs	0.00	4,133.71	-4,133.71	-100.0%
Total 6300 · Repairs & Maintenance	343.00	4,839.88	-4,496.88	-92.9%
6310 · Software System	1,989.11	1,097.81	891.30	81.2%
6315 · Taxes				
6320 · Payroll Taxes	13,066.77	15,324.34	-2,257.57	-14.7%
6325 · Property Tax	125.45	99.62	25.83	25.9%
Total 6315 · Taxes	13,192.22	15,423.96	-2,231.74	-14.5%
6340 · Telephone	4,006.96	4,371.56	-364.60	-8.3%
6342 · Tools	478.93	498.94	-20.01	-4.0%
6345 · Travel	304.44	1,025.20	-720.76	-70.3%
6352 · Uniforms	1,528.87	972.24	556.63	57.3%
6355 · Utilities - Office				
6360 · Electric	571.76	524.91	46.85	8.9%

10:50 AM

06/07/18

Accrual Basis

LEBEC COUNTY WATER DISTRICT

Profit & Loss Prev Year Comparison

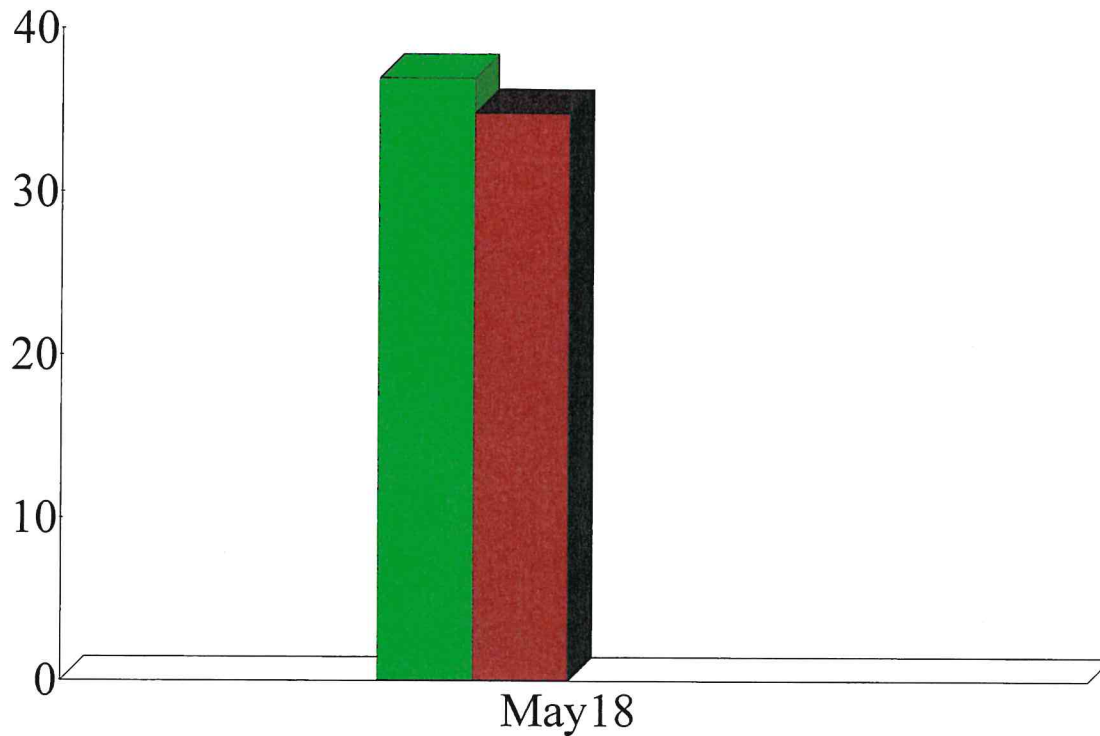
July 2017 through May 2018

	Jul '17 - May...	Jul '16 - May...	\$ Change	% Change
6365 · Gas	423.78	415.00	8.78	2.1%
6370 · Trash	465.63	465.63	0.00	0.0%
Total 6355 · Utilities - Office	1,461.17	1,405.54	55.63	4.0%
6375 · Utilities - Pumps				
6380 · Electric	35,116.10	34,848.24	267.86	0.8%
Total 6375 · Utilities - Pumps	35,116.10	34,848.24	267.86	0.8%
6390 · Water Test	4,517.50	2,765.00	1,752.50	63.4%
Total Expense	412,805.56	448,764.63	-35,959.07	-8.0%
Net Ordinary Income	23,966.18	-12,256.89	36,223.07	295.5%
Other Income/Expense				
Other Income				
9000 · Interest Income	44.65	41.28	3.37	8.2%
9005 · Other Income	0.00	19,900.00	-19,900.00	-100.0%
9015 · Grant Income	16,675.89	58,799.60	-42,123.71	-71.6%
Total Other Income	16,720.54	78,740.88	-62,020.34	-78.8%
Other Expense				
9016 · Grant Expense	16,704.84	45,109.49	-28,404.65	-63.0%
Total Other Expense	16,704.84	45,109.49	-28,404.65	-63.0%
Net Other Income	15.70	33,631.39	-33,615.69	-100.0%
Net Income	23,981.88	21,374.50	2,607.38	12.2%


Income and Expense by Month May 2018



\$ in 1,000's



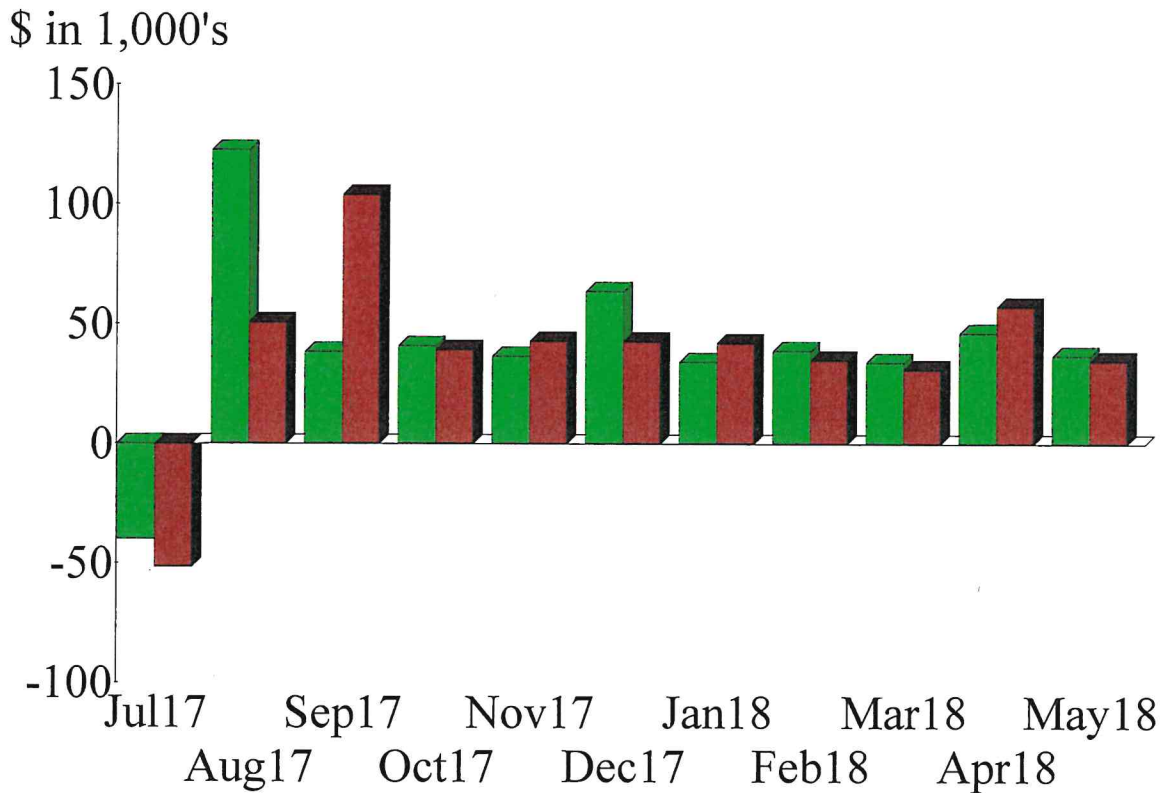
Expense Summary May 2018



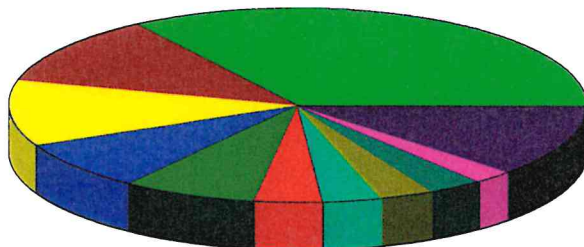
6215 · Payroll - Gross	33.18%
6065 · Depreciation	13.05
6205 · Outside Services	12.66
6375 · Utilities - Pumps	8.60
6110 · Insurance	5.58
6130 · Maintenance	4.78
6315 · Taxes	2.54
6290 · Rent	2.30
6020 · Auto Expense	2.29
6155 · Office Expense	1.94
Other	13.10
Total	\$34,838.58

By Account

Income and Expense by Month July 2017 through May 2018



Expense Summary July 2017 through May 2018



6215 · Payroll - Gross	34.40%
6065 · Depreciation	11.72
6205 · Outside Services	11.05
6375 · Utilities - Pumps	8.18
6110 · Insurance	7.60
9016 · Grant Expense	3.89
6250 · Professional Fees	3.38
6130 · Maintenance	3.15
6315 · Taxes	3.07
6290 · Rent	2.24
Other	11.31
Total	\$429,510.40

By Account

Lebec County Water District.

Monthly Distribution Report

May 2018

By: Mike Hightower, Jr.

Well Reports:

State Well

Month	May	April	Difference	Uranium	Fluoride	Nitrate
Static Level	131'1"	132'2"	+1'1"	pCi/L 17	mg/L 1.7	24 mg/L
Drawdown	132'4"	133'5"	+1'1"		Month: May 2018	
GPM	230 Gpm	230 Gpm	0		Bacteriological:	
Total Gallons	1,948,016	1,595,154	+352,862		Absent	

Lebec Well

Month	May	April	Difference	Uranium	Fluoride	Nitrate
Static Level	93'2"	94'7"	1'5"	pCi/L 12	mg/L 1.3	21 mg/L
Drawdown	104'10"	106'3"	1'5"		Month: May 2018	
GPM	210 Gpm	210 Gpm	0		Bacteriological:	
Total Gallons	1,724,895	1,229,764	+495,131		Absent	

Chimney Canyon Well

Month	May	April	Difference	Uranium	Fluoride	Nitrate
Static Level	182'7"	181'	-1'7"	pCi/L 21	mg/L 2	mg/L 24
Drawdown	210'7"	209'	-1'7"		Month: May 2018	
GPM	100 Gpm	100 Gpm	0		Bacteriological:	
Total Gallons	1,678,864	969,774	+709,090		Absent	

Month	May	April	Difference
Water Pumped	5,351,775	3,794,692 Gal	+1,557,083
Water Sold	4,863,525	3,617,881 Gal	+1,245,644
Water Loss	488,250	176,811 Gal	9% May 2018

Cuddy Creek Well - Non-Potable


Month	May	April	Difference	Uranium	Fluoride	Nitrate
Static Level	177 Feet	177 Feet	0	pC/l n/a	mg/L n/a	mg/L n/a
Drawdown	188 Feet	188 Feet	0		Date: May 2018	
Total Gallons	0 Gal	0 Gal	0			

System Information:

1. All monthly bacteriological samples returned an absence for coliform bacteria for the month of May 2018.
2. Two water leaks for the month of May, the first water leak occurred on Lebec Road right in front of the Jehovah church on the 8-inch main, this leak was repaired using a repair clamp. Also, another water leak was located at the State Well which was much worse it was repaired by cutting a 4' section of C-900 replacing it using two dresser couplings, Santana's Pumping was hired to fix both leaks, while operators supplied the necessary parts to complete the repairs. "Please See Attached Photos"
3. Suez company has completed the tank cleanings for all tanks except for 4 have been cleaned. The tanks that have not been cleaned are as follows. Both Lebec Tanks have not been cleaned due to unknown isolation problems. Upper Ridge Route Tank has no access "hatch" to enter the tank, it remains isolated from tank one. Lastly Lebecs 10,000-gallon Sate Well Booster lacks access due to the lack of man through. It is required by the State Water Resources Control Board that these remaining tanks be addressed as soon as possible. Suez will be generating a report and a proposed list of important upgrades, such as man throughs and interior, exterior coatings, painting ect.
4. PJ Electric has finished repairing Lebecs Mesa Valley Booster. The booster had some electrical issues to be sorted out, also all three start and run capacitors have been replaced. Back up capacitors have been put in stock in case of future failures. It has been running flawless since the repairs have been completed.
5. Chimney Tank location, the cell tower has been completely removed and the area has been restored to a very nice condition.
6. Javier, Lebecs new water operator is a very cognitive and a helpful person. He is adjusting to the job very quickly. I am pleased to say we are getting on very well. His work performance is progressing at good pace.

All other systems are functioning as they should, Thank You!

Pictures of the Leak on Lebec Road



Pictures of the leak at the State Well



Stock Number:

Model: 310G

Serial Number: T0310GX909794



EVAL INSPECTION — ADVANCED — BACKHOE LOADERS

2002 John Deere 310G
 stock:
 serial: T0310GX909794
 ROPS • Pilot Controls • Turbo • 4X4 • Extendible Dipper •
 24" Bucket • 19.5 Tires
 Warranty Unknown

STORAGE LOCATION
COASTLINE EQUIPMENT COMPANY / 177596
 BAKERSFIELD, CA, 93308
 Contact:

PHOTOS (9 total)



SUMMARY

Overall Condition: POOR
Overall Comments: Machine needs a new rear axle
Evaluator's Name: Daniel Bratton
Operated Machine: No
Hours: 4,603

	E X C	G O O D	A V G	F A I R	P O O R	N / A	Comments	Estimated Cost		
								Parts	Labor	Total
General Appearance						X		0	0	0
Instruments / Controls		X						0	0	0
Cooling System Checks			X					0	0	0
Engine Checks						X		0	0	0
Transmission Checks						X	NEED REAR AXLE REPAIRED FOR PROPER TESTING.	0	0	0
Differential, Brakes and Final Drive Checks						X		0	0	0
Hydraulic System Checks						X		0	0	0
Chassis and Frame Checks						X		0	0	0
Ground Engaging Tools								0	0	0
Tires / Rims								0	0	0

Stock Number:

Model: 310G

Serial Number: T0310GX909794

GENERAL APPEARANCE

							Estimated Cost			
	NEW	GOOD	USABLE	REPAIR	REPLACE	N / A	Comments	Parts	Labor	Total
Sheet Metal				X			RIGHT SIDE STEP BEAT IN			
Rust / Corrosion			X				HEAVY RUST. SEVERAL RUST SPOTS.			
Paint			X							
Seat / Seat Belt / Rotation			X							
Doors / Glass						X				
Lights		X								
Mirrors		X								
Cab Interior						X				
Periodic Maintenance			X				NO WAY TO VERIFY.			
PIPS Complete						X				
Parking Brake / Linkage / Lock						X	REAR DIFF LOCKED UP.			
Decals			X				TORN/FADED.			
Operators Manual					X		NONE.			
Pilot Shut Off / Neutral Lock						X				
Shields/Guards(Drive Shaft)						X	REMOVED DUE TO REAR AXLE.			
Section Summary						X				

INSTRUMENTS / CONTROLS

								Estimated Cost		
	NEW	GOOD	USABLE	REPAIR	REPLACE	N / A	Comments	Parts	Labor	Total
Hour Meter: Original <div><input checked="" type="checkbox"/> Yes <input type="checkbox"/> No</div> Operating <div><input checked="" type="checkbox"/> Yes <input type="checkbox"/> No</div>						X	4603			
Charging System		X					13.7			
Engine Oil Pressure Gauge						X				
Temp Gauges(Eng,Trans,Hyd)		X								
Switches (Key, MFWD, Propel, etc.)		X								
Neutral Start Circuit		X								
Alarms (Travel, Backup)		X								
Monitor / Indicator Circuits		X								
Air Restriction Indicator		X								
Section Summary		X								

Stock Number:

Model: 310G

Serial Number: T0310GX909794

COOLING SYSTEM CHECKS

							Estimated Cost			
	NEW	GOOD	USABLE	REPAIR	REPLACE	N / A	Comments	Parts	Labor	Total
Coolant Level / Quality			X							
Coolant Operating Temperature			X							
Coolant Leaks		X								
Head Gasket Leakage		X								
Water Pump Check		X								
Fan Blades / Pulleys / Shrouds		X								
Fan Guard				X			TOP LEFT MISSING PORTION OF SHROUD.			
Belts / Hoses / Clamps			X							
Radiator / Oil Cooler Condition			X							
Radiator Mounts			X							
Air Conditioning System Check						X				
Section Summary			X							

ENGINE

Make	Size	Serial Number	Tier Rating	Type
DEERE	4045	4045T224412	1	

Stock Number:

Model: 310G

Serial Number: T0310GX909794

ENGINE CHECKS

							Estimated Cost			
	NEW	GOOD	USABLE	REPAIR	REPLACE	N/A	Comments	Parts	Labor	Total
Oil Level / Quality			X							
Oil Scanned? Yes <input checked="" type="checkbox"/> No <input checked="" type="checkbox"/>						X				
Air Intake System Check			X				DIRTY.			
Engine Start-Up		X								
Engine RPM (Low Idle)		X								
Engine RPM (High Idle)		X								
Fuel Leaks		X								
Inj Pmp / Supply Pmp / Fuel Filter				X			SUPPLY PUMP LEAKING FUEL.			
Oil Leaks			X							
Exhaust System		X								
Does Engine Miss		X								
Excs Smoke (Fuel / Oil / Coolant)		X								
Adequate Power						X	REAR AXLE LOCKED UP/ NO WAY TO CHECK.			
Adequate Oil Pressure			X							
Speed Control Check / Linkage / AI		X								
Abnormal Engine Noise		X								
TurboCharger Check		X								
BlowBy Check		X					VISUAL.			
Compression Check (if Required)						X				
Loose / Worn Parts						X				
Section Summary						X				

Stock Number:

Model: 310G

Serial Number: T0310GX909794

TRANSMISSION CHECKS

							Estimated Cost			
	NEW	GOOD	USABLE	REPAIR	REPLACE	N/A	Comments	Parts	Labor	Total
Oil Level / Quality			X							
Oil Scanned? Yes X No						X				
Oil Leaks			X							
Flywheel Clutch / Dampners						X	NEED REAR AXLE REPAIRED FOR PROPER TESTING.			
Torque Converter Stall / Lock Up						X	NEED REAR AXLE REPAIRED FOR PROPER TESTING.			
Trans Oil Pres (Ctrl/Engagement)						X	NEED REAR AXLE REPAIRED FOR PROPER TESTING.			
Gear Mesh (Manual Transmission)						X	NEED REAR AXLE REPAIRED FOR PROPER TESTING.			
FNR Operation						X	NEED REAR AXLE REPAIRED FOR PROPER TESTING.			
Rate of Shift Modulation						X	NEED REAR AXLE REPAIRED FOR PROPER TESTING.			
Shifting Linkage Adjustments						X	NEED REAR AXLE REPAIRED FOR PROPER TESTING.			
Clutch / Brake Slippage (Pwr Shft)						X	NEED REAR AXLE REPAIRED FOR PROPER TESTING.			
High / Low Shifting Performance						X	NEED REAR AXLE REPAIRED FOR PROPER TESTING.			
Engine Pull Down						X	NEED REAR AXLE REPAIRED FOR PROPER TESTING.			
Abnormal Transmission Noise						X	NEED REAR AXLE REPAIRED FOR PROPER TESTING.			
Section Summary						X	NEED REAR AXLE REPAIRED FOR PROPER TESTING.			

Stock Number:

Model: 310G

Serial Number: T0310GX909794

DIFFERENTIAL, BRAKES AND FINAL DRIVE CHECKS

	NEW	GOOD	USABLE	REPAIR	REPLACE	N/A	Comments	Estimated Cost		
								Parts	Labor	Total
Oil Level / Quality				X						
Oil Scanned? C Yes X No						X				
Oil Leaks				X						
Drive Lines / U-Joints				X			REAR MISSING.			
Axle Oscillation Joints				X			WORN.			
Mounting Hardware			X							
Differential Gear Noise						X	NEED REAR AXLE REPAIRED FOR PROPER TESTING.			
Diff Lock / Limited Slip Check						X	NEED REAR AXLE REPAIRED FOR PROPER TESTING.			
Service Brake Operation / Leakage						X	NEED REAR AXLE REPAIRED FOR PROPER TESTING.			
Front Wheel Drive Operation						X	NEED REAR AXLE REPAIRED FOR PROPER TESTING.			
Section Summary						X				

HYDRAULIC SYSTEM CHECKS

	NEW	GOOD	USABLE	REPAIR	REPLACE	N/A	Comments	Estimated Cost		
								Parts	Labor	Total
Oil Level / Quality			X							
Oil Scanned? C Yes X No						X				
Oil Leaks				X			MULTIPLE, ALL THROUGHOUT MACHINE.			
Oil Operating Temperature						X				
Hydraulic Pump Perf / Cycle Times			X							
Abnormal Pump Noise		X								
Sys Chk / Related Cyl / Pvt Jnts			X							
Return to Dig				X			DOESN'T WORK.			
Hoses / Lines			X				SUN DAMAGE.			
Swing			X							
Aux Hyd / Valve				X						
Control Valves / Relief Valves			X				LEAKS.			
Steering Operational Check			X				SEALS LEAKING.			
Steering Priority Vlv Opr Check						X				
Section Summary						X				

Stock Number:

Model: 310G

Serial Number: T0310GX909794

CHASSIS AND FRAME CHECKS

							Estimated Cost			
	NEW	GOOD	USABLE	REPAIR	REPLACE	N / A	Comments	Parts	Labor	Total
Main Frame		X								
Equipment / Engine Frame		X								
Axles / Tie Rods				X			WORN.			
Cab / ROPS Frame			X				RUST SPOTS.			
Swing Frame				X			WORN.			
Stabilizer / Pads			X				CYL. LEAKING.			
Boom (Loader / Backhoe / Excvtr)				X			SLOPPY.			
Dipperstick / Bucket Links			X							
Section Summary						X				

GROUND ENGAGING TOOLS

									Estimated Cost		
	% remaining	NEW	GOOD	USABLE	REPAIR	REPLACE	N / A	Comments	Parts	Labor	Total
Buckets	60%						X				
Teeth / Tips	80%						X				
End Bits							X				
Cutting Edge	40%				X						
Section Summary											

TIRES / RIMS

										Estimated Cost			
	Tire size	Tire ply	% remaining	NEW	GOOD	USABLE	REPAIR	REPLACE	N / A	Comments	Parts	Labor	Total
Front: Right	12/16.5		90%						X				
Front: Left	12/16.5		90%						X				
Drive: Right	19.5L-24		40%						X				
Drive: Left	19.5L-24		10%					X					
Section Summary													

Stock Number:

Model: 310G

Serial Number: T0310GX909794

ADDITIONAL PHOTOS



4252 Saco Rd.
Bakersfield, Ca. 93308
(661) 399-3600



DATE: 4/2/2018

Equipment Hours: 4603

FAX NO:

Lebec Water - 310G Rear Diff