



LCWD
Lebec County Water District

PACKET

May 15, 2017

FOR PUBLIC VIEW ONLY

(Please do not remove from office)

MINUTES
LEBEC COUNTY WATER DISTRICT
REGULAR MEETING OF THE BOARD OF DIRECTORS
TUESDAY APRIL 6, 2017 @ 7PM

1. CALL THE MEETING TO ORDER/ROLL CALL /MINUTE OF SILENCE/FLAG SALUTE

Meeting begins- 7:03pm

BOARD MEMBERS PRESENT-BILL HOPPER, CARL RADUSCH, WILLARD MARTIN, BRETT TUCKER AND SAMUEL STERN.

2. MINUTES:

- a. REVIEW THE MINUTES FROM MARCH 16, 2017 REGULAR MEETING
- b. MOTION TO APPROVE THE MINUTES FROM MARCH 16, 2017 REGULAR MEETING

Director Tucker made a **MOTION** to accept the minutes for March 6, 2017 as written.

V.P. Hopper **SECONDED** the Motion.

Yea: 5(BH, WM, SS, CR, BT)

Nay: 0

Abstain:

0

Board concurs and Motion passes.

3. FINANCIAL REPORTS:

- a. BARBARA LEWIS TO GO OVER FINANCIAL REPORT FOR MARCH 2017
- b. MOTION TO APPROVE FINANCIAL REPORT FOR MARCH 2017

Director Tucker made a **MOTION** to approve the financials for March 2017 as given.

Director Radusch **SECONDED** the Motion.

Yea: 5(BH, WM, SS, CR, BT)

Nay: 0

Abstain:

0

Board concurs and Motion passes

4. WATER OPERATIONS REPORT:

- a. SYSTEM REPORT - DISCUSSION AND APPROPRIATE ACTION
- b. REPLACING OLD PIPE- DISCUSSION AND APPROPRIATE ACTION (REQUESTED BY PRESIDENT MARTIN,PRESENTED BY WATER OPERATOR)
- c. MOTION TO APPROVE WATER OPERATIONS REPORT FOR MARCH 2017

Director Tucker made a **MOTION** to approve Water Operators Report for March 2017.

Sec/Treasurer Stern **SECONDED** the Motion.

Yea: 5(BH, WM, CR, SS, BT)

Nay: 0

Abstain:

0

ard concurs and Motion passes

5. PUBLIC PRESENTATIONS:

EASE LIMIT ANY PRESENTATIONS OR ANNOUNCEMENTS TO THREE (3) MINUTES PER PERSON. THIS PORTION OF THE MEETING IS RESERVED FOR PERSONS / ADDRESS THE BOARD OF DIRECTORS ON ANY MATTER NOT ON THE AGENDA, BUT UNDER THE JURISDICTION OF THE BOARD. BOARD MEMBERS MAY RESPOND BRIEFLY TO STATEMENTS MADE OR QUESTIONS POSED. THEY MAY ASK A QUESTION FOR CLARIFICATION MAKE A REFERRAL TO STAFF FOR FACTUAL INFORMATION OR REQUEST STAFF TO REPORT BACK TO THE BOARD AT A LATER MEETING. ALSO, THE BOARD MAY TAKE ACTION TO DIRECT STAFF TO PLACE A MATTER OF BUSINESS ON A FUTURE AGENDA.

6. UNFINISHED BUSINESS:

- a. DWSRF GRANT - DISCUSSION AND APPROPRIATE ACTION
- b. POLICIES & PROCEDURES-DISCUSSION AND APPROPRIATE ACTION (REQUESTED BY JESSICA CARROLL)

V.P. Hopper made a **MOTION** to accept the bid from Johnson Drilling Company for drilling the Test Well.

Director Tucker SECONDED the Motion.

Yea: 5(BH, WM, SS, CR, BT) Nay: 0 Abstain: 0
Board concurs and Motion passes

Director Tucker made a **MOTION** to table item 6.a (DWSRF Grant) until next meeting.

V.P Hopper SECONDED the Motion.

Yea: 5(BH, WM, SS, CR, BT) Nay: 0 Abstain: 0
Board concurs and Motion passes

Director Tucker made a **MOTION** to table item 6.b (Policy & Procedures) until next meeting.

Sec/Treasurer Stern SECONDED the Motion.

ea: 5(BH, WM, SS, CR, BT) Nay: 0 Abstain: 0
Board concurs and Motion passes

7. NEW BUSINESS

- a. CONTENTS OF THE MINUTES-DISCUSSION AND APPROPRIATE ACTION (REQUESTED BY V.P. HOPPER)

V.P. Hopper made a **MOTION** to table item 7.a (contents of the minutes) indefinitely.

Director Tucker SECONDED the Motion.

Yea: 5(BH, WM, SS, CR, BT) Nay: 0 Abstain: 0
Board concurs and Motion passes

1. 8. CLOSED SESSION: Gov't code 54954.2

- a. ANNOUNCE TO MOVE TO CLOSED SESSION-Gov't code 54957.7(a)
- b. EMPLOYEE EVALUATION-DISCUSSION AND APPROPRIATE ACTION – Gov't code 4464
- c. CONVENE TO OPEN SESSION-Gov't code 54957.7

President Martin made a **MOTION** to move to closed session.

Director Tucker SECONDED the Motion.

ea: 5(BH, WM, SS, CR, BT) Nay: 0 Abstain: 0
Board concurs and Motion passes

V.P. Hopper made a **MOTION** to move to open session.

Director Tucker **SECONDED** the Motion.

Yea: 5(BH, WM, SS, CR, BT)

Nay: 0

Abstain:

0

Board concurs and Motion passes

V.P. Hopper made a **MOTION** to give Office employee a raise to 27.00 per hour.

Director Tucker **SECONDED** the Motion.

Yea: 5(BH, WM, SS, CR, BT)

Nay: 0

Abstain:

0

Board concurs and Motion passes

10. BOARD/STAFF PROPOSED AGENDA ITEMS

1. SIGMA

11. ANNOUNCE DATE/TIME OF THE NEXT MEETING

May 15, 2017 6pm at District Office

12. ADJOURNMENT

Director Tucker made a **MOTION** to adjourn.

Secretary/Treasurer Stern **SECONDED** the Motion.

Yea: 5(BH, WM, CR, SS, BT)

Nay: 0

Abstain:

0

Board concurs and Motion passes

MEETING WAS ADJOURNED AT 8:30PM

9:14 AM

05/10/17

LEBEC COUNTY WATER DISTRICT
Reconciliation Summary
1040 · Grant Checking Account, Period Ending 04/30/2017

	Apr 30, 17
Beginning Balance	4,428.40
Cleared Transactions	
Checks and Payments - 1 it...	-4,403.40
Deposits and Credits - 1 item	4,763.44
Total Cleared Transactions	360.04
Cleared Balance	<u>4,788.44</u>
Uncleared Transactions	
Checks and Payments - 1 it...	-4,763.44
Total Uncleared Transactions	-4,763.44
Register Balance as of 04/30/2017	<u>25.00</u>
Ending Balance	25.00

LEBEC COUNTY WATER DISTRICT
Reconciliation Summary
1020 - Lebec Co Water Dist. - Checking, Period Ending 04/30/2017

	<u>Apr 30, 17</u>
Beginning Balance	74,857.26
Cleared Transactions	
Checks and Payments - 50 ite...	-30,816.20
Deposits and Credits - 29 items	27,487.94
	<u> </u>
Total Cleared Transactions	-3,328.26
	<u> </u>
Cleared Balance	<u><u>71,529.00</u></u>
Uncleared Transactions	
Checks and Payments - 20 ite...	-10,517.41
	<u> </u>
Total Uncleared Transactions	-10,517.41
	<u> </u>
Register Balance as of 04/30/2017	<u><u>61,011.59</u></u>
New Transactions	
Checks and Payments - 7 items	-7,644.60
	<u> </u>
Total New Transactions	-7,644.60
	<u> </u>
Ending Balance	<u><u>53,366.99</u></u>

9:14 AM

05/10/17

LEBEC COUNTY WATER DISTRICT
Reconciliation Detail
1040 · Grant Checking Account, Period Ending 04/30/2017

Type	Date	Num	Name	Clr	Amount	Balance
Beginning Balance						4,428.40
Cleared Transactions						
Checks and Payments - 1 item						
Bill Pmt -Check	03/31/2017	118	Provost & Prichar...	X	-4,403.40	-4,403.40
Total Checks and Payments					-4,403.40	-4,403.40
Deposits and Credits - 1 item						
Deposit	04/05/2017			X	4,763.44	4,763.44
Total Deposits and Credits					4,763.44	4,763.44
Total Cleared Transactions					360.04	360.04
Cleared Balance					360.04	4,788.44
Uncleared Transactions						
Checks and Payments - 1 item						
Bill Pmt -Check	04/13/2017	119	Provost & Prichar...		-4,763.44	-4,763.44
Total Checks and Payments					-4,763.44	-4,763.44
Total Uncleared Transactions					-4,763.44	-4,763.44
Register Balance as of 04/30/2017					-4,403.40	25.00
Ending Balance					-4,403.40	25.00

LEBEC COUNTY WATER DISTRICT

Reconciliation Detail

1020 · Lebec Co Water Dist. - Checking, Period Ending 04/30/2017

Type	Date	Num	Name	Clr	Amount	Balance
Beginning Balance						74,857.26
Cleared Transactions						
Checks and Payments - 50 items						
Bill Pmt -Check	03/13/2017	7823	West Coast Truc...	X	-126.00	-126.00
Bill Pmt -Check	03/21/2017	7828	Fred C. Gilbert Co.	X	-1,009.60	-1,135.60
Bill Pmt -Check	03/21/2017	7834	Radusch,Carl	X	-100.00	-1,235.60
Bill Pmt -Check	03/21/2017	7836	Tucker, Brett	X	-100.00	-1,335.60
Liability Check	03/27/2017	E-pay	EDD	X	-1,302.00	-2,637.60
Liability Check	03/27/2017	7842	Wells Fargo Bank	X	-565.67	-3,203.27
Check	03/27/2017	7841	Kern County Sher...	X	-563.08	-3,766.35
Bill Pmt -Check	04/03/2017	7852	Mountain Auto B...	X	-2,380.78	-6,147.13
Bill Pmt -Check	04/03/2017	7844	Anthem Blue Cross	X	-1,521.67	-7,668.80
Bill Pmt -Check	04/03/2017	7848	Fred C. Gilbert Co.	X	-678.23	-8,347.03
Bill Pmt -Check	04/03/2017	7855	State Compensat...	X	-664.25	-9,011.28
Bill Pmt -Check	04/03/2017	7858	Lewis & Associates	X	-450.00	-9,461.28
Bill Pmt -Check	04/03/2017	7845	At&T Office	X	-279.06	-9,740.34
Bill Pmt -Check	04/03/2017	7854	SCE 2-03-200-81...	X	-254.50	-9,994.84
Bill Pmt -Check	04/03/2017	7850	HD Supply Water...	X	-219.74	-10,214.58
Bill Pmt -Check	04/03/2017	7843	3D Imaging Syste...	X	-151.66	-10,366.24
Bill Pmt -Check	04/03/2017	7853	PowerTech Electr...	X	-135.00	-10,501.24
Bill Pmt -Check	04/03/2017	7857	HD Supply Water...	X	-132.74	-10,633.98
Bill Pmt -Check	04/03/2017	7856	Verizon Wireless	X	-106.14	-10,740.12
Bill Pmt -Check	04/03/2017	7849	Gas Company	X	-81.11	-10,821.23
Bill Pmt -Check	04/03/2017	7846	AUS Aramark	X	-81.02	-10,902.25
Bill Pmt -Check	04/03/2017	7847	BC Laboratories	X	-62.50	-10,964.75
Bill Pmt -Check	04/06/2017	7859	Blue Shield	X	-1,356.54	-12,321.29
Paycheck	04/10/2017	7861	Jessica Carroll	X	-1,572.75	-13,894.04
Paycheck	04/10/2017	7862	Michael D Hight...	X	-1,506.12	-15,400.16
Paycheck	04/10/2017	7860	Jeffrey G Bryan	X	-1,318.60	-16,718.76
Bill Pmt -Check	04/13/2017	7869	PGE5159	X	-1,533.10	-18,251.86
Bill Pmt -Check	04/13/2017	7865	AFCO Insurance ...	X	-663.86	-18,915.72
Bill Pmt -Check	04/13/2017	7866	Ca Bank-Visa	X	-537.02	-19,452.74
Bill Pmt -Check	04/13/2017	7871	PGE8279	X	-523.58	-19,976.32
Bill Pmt -Check	04/13/2017	7872	Pilot Travel Cent...	X	-370.52	-20,346.84
Bill Pmt -Check	04/13/2017	7877	Tucker, Brett	X	-100.00	-20,446.84
Bill Pmt -Check	04/13/2017	7874	Radusch,Carl	X	-100.00	-20,546.84
Bill Pmt -Check	04/13/2017	7878	Wells Fargo Bank	X	-96.53	-20,643.37
Bill Pmt -Check	04/13/2017	7875	SCE 2-36-538-21...	X	-42.49	-20,685.86
Bill Pmt -Check	04/13/2017	7873	Price Disposal	X	-42.33	-20,728.19
Bill Pmt -Check	04/13/2017	7864	Ability Answering ...	X	-31.15	-20,759.34
Bill Pmt -Check	04/13/2017	7868	PGE4923	X	-26.71	-20,786.05
Bill Pmt -Check	04/13/2017	7870	PGE5230	X	-19.06	-20,805.11
Bill Pmt -Check	04/19/2017	7881	Wainright Emilie	X	-800.00	-21,605.11
Bill Pmt -Check	04/19/2017	7882	West Coast Truc...	X	-252.00	-21,857.11
Bill Pmt -Check	04/19/2017	7880	Kern County Envi...	X	-125.00	-21,982.11
Bill Pmt -Check	04/19/2017	7879	AT&T Uverse	X	-70.00	-22,052.11
Liability Check	04/24/2017	E-pay	EFTPS	X	-3,582.10	-25,634.21
Paycheck	04/24/2017	7884	Jessica Carroll	X	-1,563.96	-27,198.17
Paycheck	04/24/2017	7885	Michael D Hight...	X	-1,460.25	-28,658.42
Paycheck	04/24/2017	7883	Jeffrey G Bryan	X	-1,438.96	-30,097.38
Liability Check	04/24/2017	E-pay	EDD	X	-587.45	-30,684.83
Check	04/30/2017		QuickBooks Payr...	X	-106.37	-30,791.20
Check	04/30/2017			X	-25.00	-30,816.20
Total Checks and Payments					-30,816.20	-30,816.20

LEBEC COUNTY WATER DISTRICT

Reconciliation Detail

1020 - Lebec Co Water Dist. - Checking, Period Ending 04/30/2017

Type	Date	Num	Name	Clr	Amount	Balance
Deposits and Credits - 29 items						
Bill Pmt -Check	04/03/2017	7851	Law Offices of Da...	X	0.00	0.00
Deposit	04/05/2017			X	291.22	291.22
Deposit	04/05/2017			X	733.84	1,025.06
Deposit	04/07/2017			X	140.01	1,165.07
Deposit	04/07/2017			X	729.31	1,894.38
Deposit	04/12/2017			X	217.91	2,112.29
Deposit	04/12/2017			X	4,153.18	6,265.47
Deposit	04/13/2017			X	44.01	6,309.48
Deposit	04/13/2017			X	105.26	6,414.74
Deposit	04/13/2017			X	109.22	6,523.96
Deposit	04/13/2017			X	213.41	6,737.37
Deposit	04/14/2017			X	376.33	7,113.70
Deposit	04/14/2017			X	2,690.99	9,804.69
Deposit	04/14/2017			X	4,242.22	14,046.91
Deposit	04/19/2017			X	280.91	14,327.82
Deposit	04/19/2017			X	5,850.77	20,178.59
Deposit	04/21/2017			X	40.01	20,218.60
Deposit	04/21/2017			X	60.00	20,278.60
Deposit	04/21/2017			X	98.11	20,376.71
Deposit	04/21/2017			X	138.06	20,514.77
Deposit	04/21/2017			X	204.57	20,719.34
Deposit	04/21/2017			X	561.35	21,280.69
Deposit	04/21/2017			X	3,415.94	24,696.63
Deposit	04/27/2017			X	528.03	25,224.66
Deposit	04/27/2017			X	692.11	25,916.77
Deposit	04/27/2017			X	1,421.17	27,337.94
Deposit	04/28/2017			X	150.00	27,487.94
Check	05/08/2017	7907	Void	X	0.00	27,487.94
Check	05/08/2017	7908	Void	X	0.00	27,487.94
Total Deposits and Credits					27,487.94	27,487.94
Total Cleared Transactions					-3,328.26	-3,328.26
Cleared Balance					-3,328.26	71,529.00
Uncleared Transactions						
Checks and Payments - 20 items						
Bill Pmt -Check	03/21/2017	7835	Stern, Samuel		-100.00	-100.00
Check	04/10/2017	7863	Kern County Sher...		-502.04	-602.04
Bill Pmt -Check	04/13/2017	7876	Stern, Samuel		-100.00	-702.04
Bill Pmt -Check	04/13/2017	7867	Martin, Willard		-100.00	-802.04
Check	04/24/2017	7886	Kern County Sher...		-486.75	-1,288.79
Bill Pmt -Check	04/30/2017	7896	Santana's Pumping		-4,220.00	-5,508.79
Bill Pmt -Check	04/30/2017	7899	State Water Res...		-1,788.00	-7,296.79
Bill Pmt -Check	04/30/2017	7898	State Compensat...		-664.25	-7,961.04
Bill Pmt -Check	04/30/2017	7893	HD Supply Water...		-651.86	-8,612.90
Bill Pmt -Check	04/30/2017	7897	SCE 2-03-200-81...		-393.34	-9,006.24
Bill Pmt -Check	04/30/2017	7890	BC Laboratories		-377.50	-9,383.74
Bill Pmt -Check	04/30/2017	7895	Pilot Travel Cent...		-324.37	-9,708.11
Bill Pmt -Check	04/30/2017	7894	Jonathan Barnes		-275.00	-9,983.11
Bill Pmt -Check	04/30/2017	7887	3D Imaging Syste...		-120.79	-10,103.90
Bill Pmt -Check	04/30/2017	7900	Verizon Wireless		-106.22	-10,210.12
Bill Pmt -Check	04/30/2017	7901	Wells Fargo Bank		-96.53	-10,306.65
Bill Pmt -Check	04/30/2017	7888	At&T Office		-92.19	-10,398.84
Bill Pmt -Check	04/30/2017	7889	AUS Aramark		-81.02	-10,479.86
Bill Pmt -Check	04/30/2017	7892	Gas Company		-26.55	-10,506.41
Bill Pmt -Check	04/30/2017	7891	Cash		-11.00	-10,517.41
Total Checks and Payments					-10,517.41	-10,517.41
Total Uncleared Transactions					-10,517.41	-10,517.41
Register Balance as of 04/30/2017					-13,845.67	61,011.59

LEBEC COUNTY WATER DISTRICT

Reconciliation Detail

1020 · Lebec Co Water Dist. - Checking, Period Ending 04/30/2017

Type	Date	Num	Name	Clr	Amount	Balance
New Transactions						
Checks and Payments - 7 items						
Liability Check	05/08/2017	E-pay	EFTPS		-1,814.38	-1,814.38
Paycheck	05/08/2017	7903	Jessica Carroll		-1,581.72	-3,396.10
Paycheck	05/08/2017	7904	Michael D Highto...		-1,527.00	-4,923.10
Paycheck	05/08/2017	7902	Jeffrey G Bryan		-1,346.04	-6,269.14
Liability Check	05/08/2017	7905	Wells Fargo Bank		-566.04	-6,835.18
Check	05/08/2017	7906	Kern County Sher...		-509.00	-7,344.18
Liability Check	05/08/2017	E-pay	EDD		-300.42	-7,644.60
Total Checks and Payments					-7,644.60	-7,644.60
Total New Transactions					-7,644.60	-7,644.60
Ending Balance					-21,490.27	53,366.99

LEBEC COUNTY WATER DISTRICT

Profit & Loss YTD Comparison

05/10/17

Accrual Basis

April 2017

	Apr 17	Jul '16 - Apr 17
Ordinary Income/Expense		
Income		
4000 · Operating Revenue		
4010 · Commercial	18,394.27	183,545.32
4040 · Residential	11,293.04	124,579.31
4060 · Rent Income	692.11	6,882.80
4100 · Kern Co Tax Income	2,690.99	27,930.82
4120 · Surplus Water	1,647.74	32,547.14
4130 · Will Serve	132.24	1,311.38
4140 · Late Charges & Customer Charg...	808.53	7,949.85
Total 4000 · Operating Revenue	35,658.92	384,746.62
Total Income	35,658.92	384,746.62
Expense		
6010 · Advertising	0.00	172.50
6020 · Auto Expense		
6022 · Gas	694.89	3,803.96
6028 · Repairs		
6028.1 · GMC	879.87	2,625.59
6028.2 · DODGE	0.00	4,557.90
6028.3 · BACKHOE	0.00	1,195.45
Total 6028 · Repairs	879.87	8,378.94
6030 · Service		
6030.1 · Dodge Service	83.43	565.48
6030.2 · Gmc Service	83.43	483.72
Total 6030 · Service	166.86	1,049.20
Total 6020 · Auto Expense	1,741.62	13,232.10
6040 · Bank Service Charge	25.00	287.00
6050 · Compensation of Board	400.00	3,700.00
6065 · Depreciation	5,777.00	57,770.00
6070 · Dues & Subscriptions	0.00	1,507.00
6075 · Education	0.00	0.00
6085 · Engineering	0.00	5,061.80
6090 · Equipment Rental	193.06	1,253.82
6095 · Fees and Permits	1,913.00	2,759.20
6110 · Insurance		
6113 · Medical Insurance	1,356.54	15,986.08
6115 · Business Insurance	663.86	7,967.98
6120 · Workers Compensation Insurance	664.25	8,641.61
Total 6110 · Insurance	2,684.65	32,595.67
6130 · Maintenance		
6135 · Maintenance Services	0.00	15,278.05
6140 · Maintenance Supplies	651.86	13,531.10
Total 6130 · Maintenance	651.86	28,809.15
6145 · Meals & Entertainment	0.00	153.00
6155 · Office Expense		

10:13 AM

05/10/17

Accrual Basis

LEBEC COUNTY WATER DISTRICT

Profit & Loss YTD Comparison

April 2017

	Apr 17	Jul '16 - Apr 17
6160 · Computer	0.00	361.94
6170 · Answering Service	31.15	385.51
6175 · Office Repair	120.79	1,384.06
6185 · Supplies	309.62	1,777.14
Total 6155 · Office Expense	461.56	3,908.65
6205 · Outside Services	4,483.00	8,300.00
6215 · Payroll - Gross Wages	13,567.47	162,436.68
6235 · Payroll Service Fees	106.37	154.37
6245 · Postage	113.01	1,623.19
6250 · Professional Fees		
6255 · Accounting / Bookkeeping	450.00	4,875.00
6260 · Audit	0.00	13,325.00
6270 · Legal	417.36	3,043.69
Total 6250 · Professional Fees	867.36	21,243.69
6290 · Rent	800.00	8,800.00
6300 · Repairs & Maintenance		
6301 · Repairs		
6301.2 · Backhoe	0.00	30.01
6301 · Repairs - Other	0.00	706.17
Total 6301 · Repairs	0.00	736.18
6303 · System Maint and Repairs	374.06	4,133.71
Total 6300 · Repairs & Maintenance	374.06	4,869.89
6310 · Software System	20.97	1,073.93
6315 · Taxes		
6320 · Payroll Taxes	1,017.55	14,272.06
6325 · Property Tax	0.00	99.62
Total 6315 · Taxes	1,017.55	14,371.68
6340 · Telephone	268.41	4,030.76
6342 · Tools	0.00	434.65
6345 · Travel	0.00	1,025.20
6352 · Uniforms	81.02	891.22
6355 · Utilities - Office		
6360 · Electric	42.49	481.47
6365 · Gas	26.55	402.62
6370 · Trash	42.33	380.97
Total 6355 · Utilities - Office	111.37	1,265.06
6375 · Utilities - Pumps		
6380 · Electric	2,495.79	32,077.55
Total 6375 · Utilities - Pumps	2,495.79	32,077.55
6390 · Water Test	377.50	2,702.50
Total Expense	38,531.63	416,510.26

10:13 AM

05/10/17

Accrual Basis

LEBEC COUNTY WATER DISTRICT

Profit & Loss YTD Comparison

April 2017

	Apr 17	Jul '16 - Apr 17
Net Ordinary Income	-2,872.71	-31,763.64
Other Income/Expense		
Other Income		
9000 · Interest Income	0.00	41.28
9005 · Other Income	0.00	19,900.00
9015 · Grant Income	4,763.44	58,799.60
Total Other Income	4,763.44	78,740.88
Other Expense		
9016 · Grant Expense	5,038.44	45,048.26
Total Other Expense	5,038.44	45,048.26
Net Other Income	-275.00	33,692.62
Net Income	-3,147.71	1,928.98

10:19 AM

05/10/17

Accrual Basis

LEBEC COUNTY WATER DISTRICT

Profit & Loss Prev Year Comparison

April 2017

Ordinary Income/Expense	Apr 17	Apr 16	\$ Change	% Change
Income				
4000 • Operating Revenue				
4010 • Commercial	18,394.27	16,461.18	1,933.09	11.7%
4040 • Residential	11,293.04	11,179.53	113.51	1.0%
4060 • Rent Income	692.11	671.95	20.16	3.0%
4100 • Kern Co Tax Income	2,690.99	1,602.96	1,088.03	67.9%
4120 • Surplus Water	1,647.74	-96.00	1,743.74	1,816.4%
4130 • Will Serve	132.24	147.00	-14.76	-10.0%
4140 • Late Charges & Customer Charg...	808.53	828.50	-19.97	-2.4%
Total 4000 • Operating Revenue	35,658.92	30,795.12	4,863.80	15.8%
Total Income	35,658.92	30,795.12	4,863.80	15.8%
Expense				
6020 • Auto Expense				
6022 • Gas	694.89	247.00	447.89	181.3%
6028 • Repairs				
6028.1 • GMC	879.87	42.90	836.97	1,951.0%
Total 6028 • Repairs	879.87	42.90	836.97	1,951.0%
6030 • Service				
6030.1 • Dodge Service	83.43	0.00	83.43	100.0%
6030.2 • Gmc Service	83.43	0.00	83.43	100.0%
Total 6030 • Service	166.86	0.00	166.86	100.0%
Total 6020 • Auto Expense	1,741.62	289.90	1,451.72	500.8%
6040 • Bank Service Charge	25.00	25.00	0.00	0.0%
6050 • Compensation of Board	400.00	300.00	100.00	33.3%
6065 • Depreciation	5,777.00	4,952.08	824.92	16.7%
6085 • Engineering	0.00	1,312.50	-1,312.50	-100.0%
6090 • Equipment Rental	193.06	206.75	-13.69	-6.6%
6095 • Fees and Permits	1,913.00	0.00	1,913.00	100.0%
6110 • Insurance				
6113 • Medical Insurance	1,356.54	1,429.61	-73.07	-5.1%
6115 • Business Insurance	663.86	828.86	-165.00	-19.9%

10:19 AM

05/10/17

Accrual Basis

LEBEC COUNTY WATER DISTRICT

Profit & Loss Prev Year Comparison

April 2017

	Apr 17	Apr 16	\$ Change	% Change
6120 • Workers Compensation Insurance	664.25	802.58	-138.33	-17.2%
Total 6110 • Insurance	2,684.65	3,061.05	-376.40	-12.3%
6130 • Maintenance				
6135 • Maintenance Services	0.00	2,320.00	-2,320.00	-100.0%
6140 • Maintenance Supplies	651.86	2,805.24	-2,153.38	-76.8%
Total 6130 • Maintenance	651.86	5,125.24	-4,473.38	-87.3%
6155 • Office Expense				
6160 • Computer	0.00	45.00	-45.00	-100.0%
6170 • Answering Service	31.15	30.20	0.95	3.2%
6175 • Office Repair	120.79	120.60	0.19	0.2%
6185 • Supplies	309.62	0.00	309.62	100.0%
Total 6155 • Office Expense	461.56	195.80	265.76	135.7%
6205 • Outside Services	4,483.00	0.00	4,483.00	100.0%
6215 • Payroll - Gross Wages	13,567.47	12,440.37	1,127.10	9.1%
6235 • Payroll Service Fees	106.37	100.59	5.78	5.8%
6245 • Postage	113.01	0.00	113.01	100.0%
6250 • Professional Fees				
6255 • Accounting / Bookkeeping	450.00	450.00	0.00	0.0%
6270 • Legal	417.36	740.41	-323.05	-43.6%
Total 6250 • Professional Fees	867.36	1,190.41	-323.05	-27.1%
6290 • Rent	800.00	800.00	0.00	0.0%
6300 • Repairs & Maintenance				
6303 • System Maint and Repairs	374.06	0.00	374.06	100.0%
Total 6300 • Repairs & Maintenance	374.06	0.00	374.06	100.0%
6310 • Software System				
6315 • Taxes	20.97	0.00	20.97	100.0%
6320 • Payroll Taxes	1,017.55	951.69	65.86	6.9%
Total 6315 • Taxes	1,017.55	951.69	65.86	6.9%

10:19 AM

05/10/17

Accrual Basis

LEBEC COUNTY WATER DISTRICT

Profit & Loss Prev Year Comparison

April 2017

	Apr 17	Apr 16	\$ Change	% Change
6340 • Telephone	268.41	419.00	-150.59	-35.9%
6352 • Uniforms	81.02	748.54	-667.52	-89.2%
6355 • Utilities • Office				
6360 • Electric	42.49	56.55	-14.06	-24.9%
6365 • Gas	26.55	11.46	15.09	131.7%
6370 • Trash	42.33	42.33	0.00	0.0%
Total 6355 • Utilities • Office	111.37	110.34	1.03	0.9%
6375 • Utilities • Pumps				
6380 • Electric	2,495.79	2,723.49	-227.70	-8.4%
Total 6375 • Utilities • Pumps	2,495.79	2,723.49	-227.70	-8.4%
6390 • Water Test	377.50	107.50	270.00	251.2%
Total Expense	38,531.63	35,060.25	3,471.38	9.9%
Net Ordinary Income	-2,872.71	-4,265.13	1,392.42	32.7%
Other Income/Expense				
Other Income				
9015 • Grant Income	4,763.44	4,286.40	477.04	11.1%
Total Other Income	4,763.44	4,286.40	477.04	11.1%
Other Expense				
9016 • Grant Expense	5,038.44	4,286.40	752.04	17.5%
Total Other Expense	5,038.44	4,286.40	752.04	17.5%
Net Other Income	-275.00	0.00	-275.00	-100.0%
Net Income	-3,147.71	-4,265.13	1,117.42	26.2%

10:19 AM

05/10/17

Accrual Basis

LEBEC COUNTY WATER DISTRICT

Profit & Loss Prev Year Comparison

July 2016 through April 2017

Ordinary Income/Expense	Jul '16 - Apr ...	Jul '15 - Apr ...	\$ Change	% Change
Income				
4000 · Operating Revenue	183,545.32	162,424.09	21,121.23	13.0%
4010 · Commercial	0.00	928.00	-928.00	-100.0%
4030 · Other-Copies	124,579.31	112,161.36	12,417.95	11.1%
4040 · Residential	6,882.80	6,682.32	200.48	3.0%
4060 · Rent Income	27,930.82	25,500.10	2,430.72	9.5%
4100 · Kern Co Tax Income	32,547.14	22,733.25	9,813.89	43.2%
4120 · Surplus Water	1,311.38	1,428.00	-116.62	-8.2%
4130 · Will Serve	7,949.85	9,947.96	-1,998.11	-20.1%
4140 · Late Charges & Customer Charg...				
Total 4000 · Operating Revenue	384,746.62	341,805.08	42,941.54	12.6%
Total Income	384,746.62	341,805.08	42,941.54	12.6%
Expense				
6010 · Advertising	172.50	328.80	-156.30	-47.5%
6020 · Auto Expense				
6022 · Gas	3,803.96	2,766.92	1,037.04	37.5%
6028 · Repairs				
6028.1 · GMC	2,625.59	622.65	2,002.94	321.7%
6028.2 · DODGE	4,557.90	1,211.58	3,346.32	276.2%
6028.3 · BACKHOE	1,195.45	718.09	477.36	66.5%
Total 6028 · Repairs	8,378.94	2,552.32	5,826.62	228.3%
6030 · Service				
6030.1 · Dodge Service	565.48	484.96	80.52	16.6%
6030.2 · Gmc Service	483.72	271.57	212.15	78.1%
Total 6030 · Service	1,049.20	756.53	292.67	38.7%
Total 6020 · Auto Expense	13,232.10	6,075.77	7,156.33	117.8%
6040 · Bank Service Charge	287.00	290.00	-3.00	-1.0%
6050 · Compensation of Board	3,700.00	3,000.00	700.00	23.3%
6065 · Depreciation	57,770.00	49,520.80	8,249.20	16.7%
6070 · Dues & Subscriptions	1,507.00	1,539.00	-32.00	-2.1%
6075 · Education	0.00	537.86	-537.86	-100.0%

10:19 AM

05/10/17

Accrual Basis

LEBEC COUNTY WATER DISTRICT

Profit & Loss Prev Year Comparison

July 2016 through April 2017

	Jul '16 - Apr ...	Jul '15 - Apr ...	\$ Change	% Change
6085 • Engineering	5,061.80	1,312.50	3,749.30	285.7%
6090 • Equipment Rental	1,253.82	1,206.18	47.64	4.0%
6095 • Fees and Permits	2,759.20	2,581.89	177.31	6.9%
6110 • Insurance				
6112 • Insurance - AFLAC	0.00	0.00	0.00	0.0%
6113 • Medical Insurance	15,986.08	2,382.95	13,603.13	570.9%
6115 • Business Insurance	7,967.98	9,988.68	-2,020.70	-20.2%
6120 • Workers Compensation Insurance	8,641.61	3,840.19	4,801.42	125.0%
Total 6110 • Insurance	32,595.67	16,211.82	16,383.85	101.1%
6130 • Maintenance				
6135 • Maintenance Services	15,278.05	5,917.08	9,360.97	158.2%
6140 • Maintenance Supplies	13,531.10	20,075.53	-6,544.43	-32.6%
Total 6130 • Maintenance	28,809.15	25,992.61	2,816.54	10.8%
6145 • Meals & Entertainment				
6155 • Office Expense	153.00	120.00	33.00	27.5%
6160 • Computer	361.94	1,172.90	-810.96	-69.1%
6170 • Answering Service	385.51	385.02	0.49	0.1%
6175 • Office Repair	1,384.06	1,270.32	113.74	9.0%
6180 • Signage	0.00	27.76	-27.76	-100.0%
6185 • Supplies	1,777.14	1,525.08	252.06	16.5%
Total 6155 • Office Expense	3,908.65	4,381.08	-472.43	-10.8%
6205 • Outside Services	8,300.00	0.00	8,300.00	100.0%
6215 • Payroll - Gross Wages	162,436.68	120,616.27	41,820.41	34.7%
6233 • Employee Drug Testing Fees	0.00	30.00	-30.00	-100.0%
6235 • Payroll Service Fees	154.37	155.04	-0.67	-0.4%
6245 • Postage	1,623.19	2,606.28	-983.09	-37.7%
6250 • Professional Fees				
6255 • Accounting / Bookkeeping	4,875.00	4,630.00	245.00	5.3%
6260 • Audit	13,325.00	11,000.00	2,325.00	21.1%
6270 • Legal	3,043.69	8,157.65	-5,113.96	-62.7%
Total 6250 • Professional Fees	21,243.69	23,787.65	-2,543.96	-10.7%
6290 • Rent	8,800.00	8,000.00	800.00	10.0%

LEBEC COUNTY WATER DISTRICT

Profit & Loss Prev Year Comparison

July 2016 through April 2017

	Jul '16 - Apr ...	Jul '15 - Apr ...	\$ Change	% Change
6300 · Repairs & Maintenance				
6301 · Repairs				
6301.2 · Backhoe	30.01	0.00	30.01	100.0%
6301 · Repairs - Other	706.17	0.00	706.17	100.0%
Total 6301 · Repairs	736.18	0.00	736.18	100.0%
6302 · Maintenance				
6302.2 · Backhoe	0.00	128.52	-128.52	-100.0%
Total 6302 · Maintenance	0.00	128.52	-128.52	-100.0%
6303 · System Maint and Repairs				
	4,133.71	3,491.71	642.00	18.4%
Total 6300 · Repairs & Maintenance	4,869.89	3,620.23	1,249.66	34.5%
6310 · Software System				
6315 · Taxes	1,073.93	1,012.00	61.93	6.1%
6320 · Payroll Taxes	14,272.06	11,206.48	3,065.58	27.4%
6325 · Property Tax	99.62	100.07	-0.45	-0.5%
Total 6315 · Taxes	14,371.68	11,306.55	3,065.13	27.1%
6340 · Telephone				
6342 · Tools	4,030.76	3,959.95	70.81	1.8%
6345 · Travel	434.65	334.25	100.40	30.0%
6352 · Uniforms	1,025.20	466.90	558.30	119.6%
6355 · Utilities - Office	891.22	2,559.16	-1,667.94	-65.2%
6360 · Electric	481.47	594.74	-113.27	-19.1%
6365 · Gas	402.62	356.52	46.10	12.9%
6370 · Trash	380.97	423.30	-42.33	-10.0%
Total 6355 · Utilities - Office	1,265.06	1,374.56	-109.50	-8.0%
6375 · Utilities - Pumps				
6380 · Electric	32,077.55	31,090.29	987.26	3.2%
Total 6375 · Utilities - Pumps	32,077.55	31,090.29	987.26	3.2%
6390 · Water Test				
	2,702.50	1,996.25	706.25	35.4%

LEBEC COUNTY WATER DISTRICT

Profit & Loss Prev Year Comparison

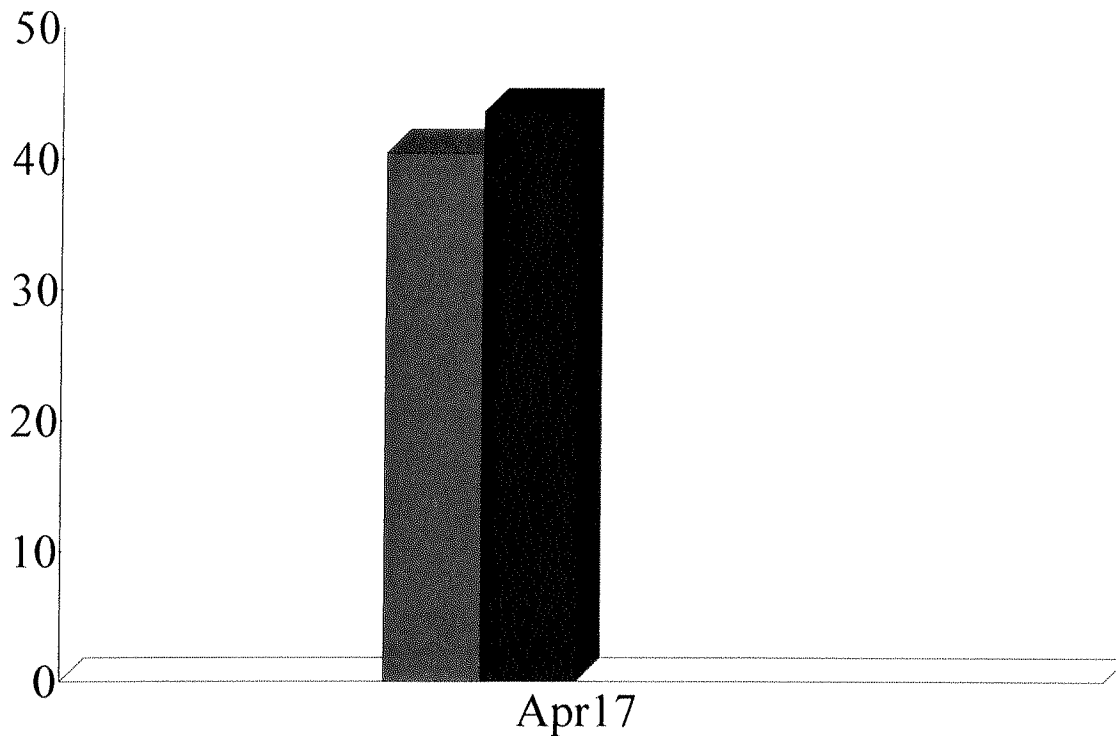
July 2016 through April 2017

	Jul '16 - Apr ...	Jul '15 - Apr ...	\$ Change	% Change
Total Expense	416,510.26	326,013.69	90,496.57	27.8%
Net Ordinary Income	-31,763.64	15,791.39	-47,555.03	-301.2%
Other Income/Expense				
Other Income				
9000 - Interest Income	41.28	34.06	7.22	21.2%
9005 - Other Income	19,900.00	0.00	19,900.00	100.0%
9015 - Grant Income	58,799.60	13,068.13	45,731.47	350.0%
Total Other Income	78,740.88	13,102.19	65,638.69	501.0%
Other Expense				
9016 - Grant Expense	45,048.26	17,452.37	27,595.89	158.1%
Total Other Expense	45,048.26	17,452.37	27,595.89	158.1%
Net Other Income	33,692.62	-4,350.18	38,042.80	874.5%
Net Income	1,928.98	11,441.21	-9,512.23	-83.1%


Income and Expense by Month April 2017



in 1,000's



Expense Summary April 2017



6215 · Payroll - Gross	31.14%
6065 · Depreciation	13.26
9016 · Grant Expense	11.56
6205 · Outside Services	10.29
6110 · Insurance	6.16
6375 · Utilities - Pumps	5.73
6095 · Fees and Permits	4.39
6020 · Auto Expense	4.00
6315 · Taxes	2.34
6250 · Professional Fees	1.99
Other	9.14
Total	\$43,570.07

By Account

10:12 AM

LEBEC COUNTY WATER DISTRICT

05/10/17

Balance Sheet

Accrual Basis

As of April 30, 2017

	Apr 30, 17
ASSETS	
Current Assets	
Checking/Savings	
1011 - Customer Change Petty Ca	300.00
1020 - Lebec Co Water Dist. - Checki...	61,011.59
1040 - Grant Checking Account	25.00
1080 - Savings	
1081 - Emergency Fund Reserve	120,000.00
1080 - Savings - Other	430,107.98
Total 1080 - Savings	550,107.98
Total Checking/Savings	611,444.57
Accounts Receivable	
1200 - Accounts Receivable	39,119.37
Total Accounts Receivable	39,119.37
Other Current Assets	
1260 - Bad Debt Loss A/R	-231.55
Total Other Current Assets	-231.55
Total Current Assets	650,332.39
Fixed Assets	
1290 - Grants Receivable	14,038.00
1400 - Fixed Assets	
1410 - Land	15,521.00
1430 - Office Equipment	4,352.00
1440 - RVS Software	2,800.00
1450 - 2011 Dodge Truck	36,179.75
1460 - 2012 Chevy Truck	17,544.00
1470 - Soft Start Well	7,975.00
1480 - Used Welder	2,600.00
1490 - 02 Backhoe	28,782.00
1495 - Generator	8,225.00
1500 - Other Equipment	8,250.00
1530 - Inventory	73,918.09
1590 - Lebec Well Motor Pump	10,109.35
1600 - Pumps & Wells	154,313.40
1610 - Tanks	306,208.72
1615 - Tank Ladders	6,972.00
1620 - Transmission & Distribution	636,423.00
1630 - Tools	2,220.73
1690 - Accumulated Depreciation	-819,218.33
Total 1400 - Fixed Assets	503,175.71
1601 - Chimney Cyn Pump Motor	10,982.70
1602 - Pump Equipment	36,932.00
1631 - Portable Pump	1,864.00
Total Fixed Assets	566,992.41
Other Assets	

10:12 AM

LEBEC COUNTY WATER DISTRICT

05/10/17

Balance Sheet

Accrual Basis

As of April 30, 2017

	Apr 30, 17
1800 · Deposits	1,000.00
Total Other Assets	1,000.00
TOTAL ASSETS	1,218,324.80
LIABILITIES & EQUITY	
Liabilities	
Current Liabilities	
Accounts Payable	
2010 · Accounts Payable	1,744.73
Total Accounts Payable	1,744.73
Other Current Liabilities	
2110 · Direct Deposit Liabilities	288.24
2300 · Payroll Liabilities	
2310 · Federal Withholding	-0.11
2320 · FICA	-0.45
2330 · State Withholding	0.41
2350 · SUTA	0.07
2360 · SDI	-0.14
2300 · Payroll Liabilities - Other	565.89
Total 2300 · Payroll Liabilities	565.67
Total Other Current Liabilities	853.91
Total Current Liabilities	2,598.64
Total Liabilities	2,598.64
Equity	
3290 · Fund Balance -Net Assets	797,919.12
3300 · Retained Earnings	379,760.06
3310 · Prior Period Adjustment	36,118.00
Net Income	1,928.98
Total Equity	1,215,726.16
TOTAL LIABILITIES & EQUITY	1,218,324.80

8:53 AM

LEBEC COUNTY WATER DISTRICT

05/10/17

A/P Aging Detail

As of May 10, 2017

Name	Memo	Open Balance
Current		
Law Offi...	6270 legal Policies & Procedures	417.36
Ca Bank-...	Visa	1,327.37
Blue Shield	Premium for 5-1-17	1,356.54
Lewis & ...	6255 bookkeeping	450.00
Ability A...	Acct.05-1-2119	31.15
AFCO Ins...	liability/property insurance 03-0...	663.86
Ca Bank-...		537.02
Tucker, ...	Regular Board Meeting 4-6-17	100.00
Martin, ...	Regular Board Meeting 4-6-17	100.00
Stern, Sa...	Regular Board Meeting 4-6-17	100.00
Radusch,...	Regular Board Meeting 4-6-17	100.00
PGE5159	6380 State Well Pump Electrici...	1,533.10
PGE5230	6380 Landfill Rd Booster Electr...	19.06
PGE4923	6380	26.71
PGE8279	6380 Lebec Well Pump Electrici...	523.58
Pilot Tra...	Invoice# 292197564	370.52
Price Dis...	TRASH SERVICE 6370	42.33
SCE 2-36...	6360 Office 2-36-538-2134	42.49
Wells Far...		96.53
Provost ...	SDWSRF Grant Claim 12	4,763.44
AT&T Uv...	Acct# 135001060	70.00
Kern Cou...	backflow fee 6095	125.00
Wainrigh...		800.00
West Co...	Office work April 10-11 of 2017	252.00
3D Imagi...		120.79
AUS Ara...		40.51
AUS Ara...		40.51
At&T Offi...		92.19
BC Labor...		377.50
Cash		11.00
HD Suppl...		651.86
Jonathan...		275.00
Pilot Tra...		324.37
Santana'...		4,220.00
SCE 2-03...		393.34
Gas Com...	6365 office 6365- Acct# 046016...	26.55
State Co...	6120 workers comp insurance	664.25
State Wa...		1,788.00
Wells Far...		96.53
Verizon ...		106.22

TOTAL

23076.68

Lebec County Water District.

Monthly Distribution Report

April 2017

By: Mike Hightower, Jr.

Well Reports:

State Well

	April	March	Difference	Uranium	Fluoride	Nitrate
Static Level	134'5"	132'9"	-1'8"	pCi/L 19	mg/L 1.8	24 mg/L
Drawdown	135'8"	134'	-1'8"		Date: April 2017	
GPM	230 Gpm	230 Gpm	0		Bacteriological:	
Total Gallons	2,120,535	2,083,374	+37,161		Absent	

Lebec Well

	April	March	Difference	Uranium	Fluoride	Nitrate
Static Level	92'5"	91'9"	-8	pCi/L 13	mg/L 1.3	22 mg/L
Drawdown	106'3"	105'7"	-8		Date: April 2017	
GPM	210 Gpm	210 Gpm	0		Bacteriological:	
Total Gallons	1,207,616	1,009,822	+197,794		Absent	

Chimney Canyon Well

	April	March	Difference	Uranium	Fluoride	Nitrate
Static Level	181'2"	179'9"	-1'5"	pCi/L 25	mg/L 2.1	26 mg/L
Drawdown	209'4"	207'11"	-1'5"		Date: April 2017	
GPM	107 Gpm	107 Gpm	0		Bacteriological:	
Total Gallons	1,347,507	644,432	+703,075		Absent	

	April	March	Difference
Water Pumped	4,675,688 Gal	3,737,628 Gal	+938,060 Gal
Water Sold	3,580,982 Gal	3,279,397 Gal	+301,585 Gal
Water Loss	1,094,706 Gal	458,231GL	23% April 2017

Cuddy Creek Well - Non-Potable

	April	March	Difference	Fluoride	Nitrate
Static Level	177 Feet	177 Feet	0	mg/L	mg/L
Drawdown	188 Feet	188 Feet	0	Date: April 2017	
Total Gallons	0Gal	59,840Gal	0		


System Information:

1. All monthly bacteriological samples returned an absence for coliform bacteria for the month of April 2017.
2. There were two water leaks reported for the month of April 2017 one which occurred 8' off the west shoulder of interstate 5. This was a significant leak, it was isolated on the east and west sides of the freeway by closing the isolation valves. When the 6" C-900 pipe was exposed, operators discovered a big 4" long crack along the length of the pipe. The leak was significant, and may have progressed from a smaller undetected leak leading up to the greater water loss for this month. This pipe was repaired with the assistance of Santana's Pumping using two 6" compression couplings, and a 3' section of C-900 pipe. The second leak was located on north drive, which turned out to be on a ¾" service line to the customer's curb-stop, this leak was repaired using a ¾" x 6" repair clamp.


"See Attached Photos of the repair"

3. Cla Val Rep visited our Cla Val set up at the bottom of Chimney Cyn Rd, operators were having difficulties exercising the set up, it turned out that there were some faulty parts which operators replaced. It is functioning as it should now, which came in handy when our State zone had to be shut down due to the leak.
4. The state float switch failed, due to a faulty battery. The unit "battery" was replaced and is functioning as it should now.
5. Operators spent some time repairing small leaks at customer's curb-stops. These were changed out for new ones. Also, several meters were replaced, that had failed and or were just old, and prone to inaccurate readings. These little repairs will help water loss at some point, when operators change enough of them.
6. Operators changed out the faulty battery on the backhoe, this unit was only 2 years old but out of warranty. It was decided to wire in a quick connect to allow a trickle charger to be used in times when the backhoe is not in service for weeks at a time, this will hopefully add longer life to the new battery.
7. Both vehicle's "Chevy and Dodge" had a full point inspection, oil changed, lube, and the fluids topped off.

Main Leak off of Interstate 5



Repair on North Dr



All other systems are functioning as they should, Thank You!

**JOINT POWERS AGREEMENT
FOR FORMATION OF A GROUNDWATER SUSTAINABILITY AGENCY FOR THE
CASTAC LAKE CASTAC LAKE VALLEY GROUNDWATER BASIN
UNDER THE
SUSTAINABLE GROUNDWATER MANAGEMENT ACT**

THIS JOINT POWERS AGREEMENT (JPA) JPA is made and effective as of _____, 2017, by and between **Tejon-Castac Water District (TCWD)**, **Lebec County Water District (LCWD)**, and the **County of Kern (County)**, each a “Party” and collectively the “Parties,” with reference to the following facts:

A. In 2014, the State of California enacted the Sustainable Groundwater Management Act (Water Code Sections 10720 et seq.), referred to in this JPA as the “SGMA” or “Act,” as subsequently amended, pursuant to which certain public agencies may become or participate in a “Groundwater Sustainability Agency” (GSA) and adopt a “Groundwater Sustainability Plan” (GSP) in order to manage groundwater in underlying groundwater basins. The Act defines “basin” as a basin or Basin identified and defined in California Department of Water Resources (DWR) Bulletin 118.

B. The Castac Lake Valley Groundwater Basin (Basin No _____) has been designated low priority pursuant to SGMA and Water Code section 10720.7 provides the Legislature encourages and authorizes basins designated as low priority to be managed pursuant to SGMA, but does not require same, and expressly provides such basins are not subject to Chapter 11 of SGMA providing for “State Intervention” in certain circumstances. Accordingly, the Parties voluntarily create the GSA as hereinafter provided.

C. TCWD, LCWD and County are the agencies qualified to be a GSA under the Act for the Castac Lake Valley Groundwater Basin, and collectively encompass the entire Basin, and mutual water companies are authorized to participate in a GSA through an agreement. The map attached hereto as Exhibit A designates the boundaries of the Castac Lake Valley Groundwater Basin, and the boundaries of TCWD, and LCWD are shown on said map, along with that portion of Kern County that is not within the boundaries of one of the other Parties.

D. Lands within the Castac Lake Valley Groundwater Basin that have been developed to uses that utilize any significant groundwater are located within TCWD, and LCWD. The Castac Lake Valley Groundwater Basin lands which are not located within these districts but which are within the County, are believed to utilize small or de minimis quantities of groundwater.

E. The Parties wish to provide a framework to form a GSA and to voluntarily implement SGMA in the Castac Lake Valley Groundwater Basin, such that the implementation is through local control and management and is implemented effectively, efficiently, fairly and at a reasonable cost.

F. As authorized by the Joint Exercise of Powers Act (Government Code Section 6500 et seq.), the parties are entering into this JPA to form the Castac Lake GSA, share certain costs, and other matters provided for herein, but are not currently creating a separate entity or authority.

THEREFORE, in consideration of the mutual promises set forth below and to implement the goals described above, the Parties agree as follows:

1. Formation of the Castac Lake Valley Groundwater Basin GSA. The purpose of this JPA is to form a GSA for the Castac Lake Valley Groundwater Basin and to facilitate a cooperative and ongoing working relationship between the Parties that will allow them to explore, study, evaluate, develop and implement mutually beneficial approaches and strategies for development and implementation of a GSP for the Castac Lake Valley Groundwater Basin. By execution of this JPA, the Parties collectively determine and elect to be the GSA for the Castac Lake Valley Groundwater Basin (“Castac Lake GSA”), subject to the procedures provided for in the Act. It is presumed that this Castac Lake GSA will be the sole GSA for the Castac Lake Valley Groundwater Basin. By entering into this JPA, the Parties are not currently creating a separate entity or joint powers authority.

2. Development of a Groundwater Sustainability Plan. The GSP for the Basin (“Castac Lake GSP”) will be prepared by the Castac Lake GSA. The TCWD will coordinate efforts of the Parties and be the point of contact with DWR, as defined by the Act, to meet and cooperatively develop the Castac Lake GSP. In developing the Castac Lake GSP, the Castac Lake GSA shall consider all beneficial uses and users of groundwater in the Basin, including the interests listed at Section §10723.2 of the Act.

3. GSA Governing Body. There is hereby established a GSA Committee for the Castac Lake GSA, which shall be subject to the following:

a. TCWD and LCWD (“Voting Parties”) will be represented by person(s) designated by the respective entities, with TCWD having two Committee members and LCWD one Committee member. The County shall be a non-voting member of the GSA Committee and will be represented by a designated person. Each Party may appoint one or more alternate GSA Committee members.

b. The GSA Committee may adopt resolutions, bylaws and policies to provide further details for conducting its affairs consistent with this JPA and applicable law and amend same from time to time. Meetings of the GSA Committee shall be called, noticed and conducted subject to the provisions of the Ralph M. Brown Act (California Government Code Sections 54950 et seq.)

c. A quorum of the GSA Committee to transact business shall be two GSA Committee members representing Voting Parties. In order to pass any proposition or resolution, an affirmative vote of a majority of the GSA Committee members representing Voting Parties present and voting will be required, provided that to adopt or make any amendment to the GSP, the unanimous consent of the Voting Parties shall be required.

d. The composition, voting procedures and powers of the GSA Committee shall be reviewed and reaffirmed or modified as part of the process to adopt a GSP, including determining, if any of the Parties deems appropriate, forming a joint powers authority as a separate entity to submit and/or implement the GSP.

4. Powers/Development of GSP.

(a) Under the conditions and with the exceptions set forth in the Agreement, the Castac Lake GSA shall have all the powers that a GSA is authorized to exercise as provided by the Act, including, but not limited to, developing a GSP that is consistent with the Act and DWR's regulations and imposing fees to pay for GSA and GSP activities.

(b) The Castac Lake GSA shall not have the power to control, limit or empower a Party's rights and authorities over its own surface water supplies, facilities, operations, water management, water supply projects and financial affairs. As provided in Water Code Section 10720.5 of the Act, the Castac Lake GSA and all of its Parties confirm that groundwater management under this Castac Lake GSA shall not modify rights or priorities to use or store groundwater consistent with Section 2 of Article X of the California Constitution and that any groundwater management plan adopted by the Castac Lake GSA shall not determine or alter surface water rights or groundwater rights under common law or any other provision of law that determines or grants surface water rights.

5. Matters Related to County Powers.

(a) If the County is requested by the Castac Lake GSA to use the County's police powers for a specific GSA purpose, then the Castac Lake GSA shall indemnify the County against liability for such exercise of its police powers.

(b) The Parties agree that nothing in a GSP or any actions taken by this Castac Lake GSA will modify, limit or preempt the County's police powers, including, but not limited to, its land use authority. The County shall not designate or zone a specific project with the expectation that this GSA will provide more water allotment than that which is determined by any GSP allotment and policies, if there were such allotments. Likewise, the Castac Lake GSA will not restrict the use of groundwater within its boundaries to a specific use.

(c) In accordance with the terms and conditions of this JPA, the Castac Lake GSA will manage the areas of the Castac Lake Basin that are not within the boundaries of TCWD, and LCWD.

(d) Consistent with Water Code Section 10726.4(b), well permitting (which is presently codified in Kern County's Code of Ordinances at Section 14.08) is under the County's jurisdiction. The Castac Lake GSA shall not issue permits for the construction, modification, and/or abandonment of groundwater wells except as authorized by the County. The Castac Lake GSA will not transform, or trigger the transformation of, the well-permitting process from a ministerial function (which does not trigger CEQA) to a discretionary function (which may trigger CEQA) without prior consultation with the County. If the Castac Lake GSA causes CEQA to be triggered with respect to any particular well permitting application within the Castac Lake GSA, then the Castac Lake GSA shall indemnify and defend the County against liability, costs and attorney's fees.

(e) Water transfers within the Basin will be considered as part of the Castac Lake GSP development. In the event the adopted GSP includes extraction allocations pursuant to Water Code section 10726.4, the GSP will include conditions under which those allocations will be transferrable

within the Basin without materially adversely affecting others, including, but not limited to, providing that any such transfer does not materially harm any Party to this Agreement, any portion of the Basin, degrade water quality, or materially harm any other groundwater user within the Basin. The Parties acknowledge that material harm is difficult to determine objectively in advance and agree to work to include a hydrologic review process for any transfers that are authorized in the GSP. Notwithstanding the foregoing, the respective Parties reserve all applicable rights they have with respect to preserving water supplies within their boundaries.

(f) The Castac Lake GSA will ensure that any additional local agencies have a continuous opportunity to participate in the preparation, review and adoption of the Castac Lake GSP. The term “participate” in this context means access to all non-privileged drafts, reports, technical information and other materials and communications, and an ability to actively engage in all open meetings related to the preparation, review and adoption of the Castac Lake GSP. With respect to the County, as an Additional Entity and signatory to this JPA, its opportunities for participation ~~such~~ and review are more than members of the general public and the County will be afforded access to all documents, drafts, reports, technical information and other materials and communications of the GSA.

(g) The Castac Lake GSA will actively work with the County to preserve and protect available water supplies. Before adopting any GSP covering the Castac Lake GSA's jurisdiction or agreeing to the coordination of the GSP with other GSPs, the Castac GSA shall consider the mitigation measures adopted in the County's certified Final Oil and Gas Environmental Impact Report (SCH# 2013081079), which was adopted by the Kern County Board of Supervisors on November 9, 2015, to address the creation of any GSP practices related to the implementation of SGMA and the Oil and Gas permitting.

6. Costs. Each Party shall bear its own costs incurred with respect to activities under this JPA to participate on the GSA Committee and its proceedings and related matters. Costs incurred to retain consultants to assist with development of the Castac Lake GSP and perform related studies as approved by the GSA Committee and to implement the Castac Lake GSP shall be borne by TCWD.

The Parties may consider levying a charge pursuant to the Act, or other legal authority. Certain costs for special projects may be funded under separate agreements among the benefited Parties.

7. Staff. Each Party shall designate a principal contact person, if other than the designated GSA Committee members, and other appropriate staff members and consultants to participate on such Party's behalf in activities undertaken pursuant to this JPA. The TCWD shall be responsible for coordinating meetings and other activities under this JPA with the GSA Committee and principal contact persons for the other Parties. Informal staff meetings may occur as needed.

8. Ongoing Cooperation. The Parties acknowledge that activities under this JPA will require the frequent interaction between them in order to pursue opportunities and resolve issues that arise. The Parties shall work cooperatively and in good faith.

9. Notices. Any formal notice or other formal communication given under the terms of this JPA shall be in writing and shall be given personally, by facsimile, by electronic mail (email), or by certified mail, postage prepaid and return receipt requested. Any notice shall be delivered or addressed to the Parties at the addressees' facsimile numbers or email addresses set forth below under each signature and at such other address, facsimile number or email address as shall be designated by notice in writing in accordance with the terms of this JPA. The date of receipt of the notice shall be the date of actual personal service, confirmed facsimile transmission or email, or three days after the postmark on certified mail.

10. Entire Agreement/Amendments/Counterparts. This JPA incorporates the entire and exclusive agreement of the Parties with respect to the matters described herein and supersedes all prior negotiations and agreements (written, oral, or otherwise) related thereto. This JPA may be amended only in a writing executed by all of the Parties. This JPA may be executed in two or more counterparts, each of which shall be deemed an original, but all of which together shall constitute one and the same instrument.

11. Termination/Withdrawal.

(a) This JPA shall remain in effect unless terminated by the unanimous consent of the Voting Parties.

(b) Upon 60 days written notice, any of the Parties may withdraw from this JPA and the JPA shall remain in effect for the remaining Parties. A withdrawing Party shall be liable for expenses incurred through the effective date of the withdrawal (that is 60 days after the written notice, unless a later date is specified in the notice) and for its share of any contractual obligations incurred by the Castac Lake GSA while the withdrawing Party was a party to this JPA, however, as provided a paragraph 6, the County is not participating in GSP development costs. Upon withdrawal as a Party, whether occurring before or after June 30, 2017, it is contemplated the withdrawing Party may concurrently become (or designate) a GSA for the lands within its boundaries, so that such lands of the withdrawing Party would continue to be subject to a GSA, and if applicable a GSP and the powers of such withdrawing Party within its boundaries would not be limited by this JPA. In such event this GSA and its remaining Parties (i) shall not object to or interfere with the lands in the withdrawing Parties' boundaries being in a GSA, as designated by such withdrawing Party, (ii) shall facilitate such transition to the extent necessary, and (iii) this GSA shall withdraw from managing the Basin as a GSA (if it has already elected to be a GSA) for that portion of the Basin within the boundaries of the withdrawing Party and so notify DWR. In such event, the withdrawing Party shall reconcile and reach agreement with any other Party with respect to overlapping boundaries of the Parties to determine which GSA the respective overlapping lands will be within.

12. Assignment. No rights or duties of any of the Parties under this JPA may be assigned or delegated without the express prior written consent of all of the other Parties, and any attempt to assign or delegate such rights or duties without such written consent shall be null and void.

13. Indemnification. No Party, nor any officer, director, employee or agent of a Party, shall be responsible for any damage or liability occurring by reason of anything done or omitted to be done by another Party under or in connection with this JPA. The Parties further agree, pursuant to California Government Code Section 895.4, that each party shall fully indemnify and hold

harmless each other Party and its officers, directors, employees and agents from and against any claims, damages, losses, judgments, liabilities, expenses, and other cost, including litigation costs and attorney fees, arising out of, resulting from, or in connection with any action taken or omitted to be taken by such Party under this JPA. Notwithstanding the foregoing, the Voting Parties agree to fully indemnify and hold harmless the County and its officers, directors, employees and agents from and against any claims, damages, losses, judgments, liabilities, expenses or other costs, including litigation costs and attorney fees, arising out of, resulting from, or in connection with any action taken or omitted to be taken by the GSA, except to the extent directly caused by the County, or its officers, directors, employees or agents, negligence or wrongful acts.

IN WITNESS WHEREOF, the Parties have executed this JPA as of the date first above written.

Tejon-Castac Water District

By: _____

Address: _____

Email _____

Facsimile _____

Lebec County Water District

By: _____

Address: _____

Email _____

Facsimile _____

County of Kern

By: _____

Address: _____

Email _____

Facsimile _____