



**LCWD**  
Lebec County Water District

# PACKET

March 12, 2019

FOR PUBLIC VIEW ONLY

(Please do not remove from office)

**MINUTES**  
**LEBEC COUNTY WATER DISTRICT**  
**REGULAR MEETING OF THE BOARD OF DIRECTORS**  
**TUESDAY FEBRUARY 12, 2019 @ 6PM**

**1. CALL THE MEETING TO ORDER/ROLL CALL /MINUTE OF SILENCE/FLAG SALUTE**

Meeting begins- 6:09pm  
BOARD MEMBERS PRESENT-BH, CR, PM, SS  
BOARD MEMBERS ABSENT-0

**2. AGENDA:**

- a. APPROVE AND OR ADJUST AGENDA- DISCUSSION AND APPROPRIATE ACTION
- b. MOTION TO APPROVE JANUARY 8, 2019 AGENDA

**V.P. Hopper** made a **MOTION** to move item 9.c up to 2.c

**Motion SECONDED**

Yea: 4(BH, PM, CR, SS)                      Nay: 0                      Abstain: 0  
Board concurs and Motion passes

**V.P. Hopper** made a **MOTION** to move item 10.f up to 2.d

**Motion SECONDED**

Yea: 4(BH, PM, CR, SS)                      Nay: 0                      Abstain: 0  
Board concurs and Motion passes

**V.P. Hopper** made a **MOTION** to add an item to the Agenda titled Case No. RCI-CM-656

**Motion SECONDED**

Yea: 4(BH, PM, CR, SS)                      Nay: 0                      Abstain: 0  
Board concurs and Motion passes

**V.P. Hopper** made a **MOTION** to approve the Agenda for February 12, 2019.

**Motion SECONDED**

Yea: 4(BH, PM, CR, SS)                      Nay: 0                      Abstain: 0  
Board concurs and Motion passes

**V.P. Hopper** made a **MOTION** to approve and sign the Letter of Intent to Annex Frazier Mountain High School

**Motion SECONDED**

Yea: 4(BH, PM, CR, SS)                      Nay: 0                      Abstain: 0  
Board concurs and Motion passes

*Mr. Nic Wenderoth and Mr. Rick Puckett read their letters of Intent for the open Board seat*

**3. CLOSED SESSION: Gov't code 54954.2**

- a. ANNOUNCE TO MOVE TO CLOSED SESSION-Gov't code 54957.7(a)
- b. REVIEW APPLICANTS - DISCUSSION AND APPROPRIATE ACTION – Gov't code 54957
- c. CONVENE TO OPEN SESSION-Gov't code 54957.7

**V.P. Hopper** made a **MOTION** to move to closed session.

**Motion SECONDED**

Yea: 4(BH, PM, CR, SS)      Nay: 0      Abstain: 0  
Board concurs and Motion passes

**4. OPEN SESSION**

- a. ANNOUNCE ACTIONS TAKEN –Gov't code 54957.7

**V.P. Hopper** made a **MOTION** to move to open session.

**Motion SECONDED**

Yea: 4(BH, PM, CR, SS)      Nay: 0      Abstain: 0  
Board concurs and Motion passes

**V.P. Hopper** made a **MOTION** to hire new Water Operator with a 120 day probationary period.

**Motion SECONDED**

Yea: 4(BH, PM, CR, SS)      Nay: 0      Abstain: 0  
Board concurs and Motion passes

**5. MINUTES:**

- a. REVIEW THE MINUTES FOR JANUARY 4, 2019 SPECIAL MEETING AND JANUARY 8, 2019 REGULAR MEETING  
b. MOTION TO APPROVE MINUTES JANUARY 4, 2019 SPECIAL MEETING AND JANUARY 8, 2019 REGULAR MEETING

**Sec/Treasurer Maillis** made a **MOTION** to approve the Minutes from January 4, 2019 Special Meeting.

**Motion SECONDED**

Yea: 3(BH, PM, SS)      Nay: 0      Abstain: 1 (CR)  
Board concurs and Motion passes

**V.P Hopper** made a **MOTION** to approve the Minutes from January 8, 2019 Regular Meeting.

**Motion SECONDED**

Yea: 3(BH, PM, SS)      Nay: 0      Abstain: 1 (CR)  
Board concurs and Motion passes

**6. FINANCIAL REPORT:**

- a. BARBARA LEWIS TO GO OVER FINANCIAL REPORT FOR JANUARY 2019  
b. MOTION TO APPROVE BILLS FOR JANUARY 2019

**V.P. Hopper** made a **MOTION** to approve bills for January 2019

**Motion SECONDED**

Yea: 4(BH, PM, CR, SS)      Nay: 0      Abstain: 0  
Board concurs and Motion passes

**7. WATER OPERATIONS REPORT:**

- a. SYSTEM REPORT FOR JANUARY 2019 - DISCUSSION AND APPROPRIATE ACTION

**8. PUBLIC PRESENTATIONS:**

PLEASE LIMIT ANY PRESENTATIONS OR ANNOUNCEMENTS TO THREE (3) MINUTES PER PERSON. THIS PORTION OF THE MEETING IS RESERVED FOR PERSONS TO ADDRESS THE BOARD OF DIRECTORS ON ANY MATTER NOT ON THE AGENDA, BUT UNDER THE JURISDICTION OF THE BOARD. BOARD MEMBERS MAY RESPOND BRIEFLY TO STATEMENTS MADE OR QUESTIONS POSED. THEY MAY ASK A QUESTION FOR CLARIFICATION MAKE A

REFERRAL TO STAFF FOR FACTUAL INFORMATION OR REQUEST STAFF TO REPORT BACK TO THE BOARD AT A LATER MEETING. ALSO, THE BOARD MAY TAKE ACTION TO DIRECT STAFF TO PLACE A MATTER OF BUSINESS ON A FUTURE AGENDA.

**9. UNFINISHED BUSINESS:**

- a. DWSRF GRANT - DISCUSSION AND APPROPRIATE ACTION (REQUESTED BY SAMUEL STERN)
- b. TEJON MOUNTAIN VILLAGE TEMPORARY WATER SUPPLY-DISCUSSION AND APPROPRIATE ACTION (REQUESTED BY SAM STERN)
- c. ANNEXATION OF FRAZIER MOUNTAIN HIGH SCHOOL-DISCUSSION AND APPROPRIATE ACTION (REQUESTED BY ARMANDO MURRIETA)
- d. EMERGENCY PLAN- DISCUSSION AND APPROPRIATE ACTION
- e. PROPOSED MAIN INSTALL FOR TRAILER PARK-DISCUSSION AND APPROPRIATE ACTION (REQUESTED BY RAFAEL MOLINA)

**V.P. Hopper** made a **MOTION** to table item 9.d (Emergency Plan) until next meeting.

**Motion SECONDED**

Yea: 4(BH, PM, CR, SS)                      Nay: 0                      Abstain: 0

Board concurs and Motion passes

**10. NEW BUSINESS:**

- a. SAVINGS PLAN TO POSSIBLY PURCHASE MINI EXCAVATOR-DISCUSSION AND APPROPRIATE ACTION (REQUESTED BY CARL RADUSCH)
- b. POLICY UPDATE ON HIRING PROCEDURES-DISCUSSION AND APPROPRIATE ACTION (REQUESTED BY SAM STERN)
- c. REIMBURSEMENT DELAYS POLICY-DISCUSSION AND APPROPRIATE ACTION (REQUESTED BY SAM STERN)
- d. RVS TRAINING CONFERENCE- DISCUSSION AND APPROPRIATE ACTION (REQUESTED BY JESSICA CARROLL)
- e. RENEWAL OF HEALTH INSURANCE POLICY-DISCUSSION AND APPROPRIATE ACTION (REQUESTED BY JESSICA CARROLL)
- f. NEW BOARD MEMBER – DISCUSSION AND APPROPRIATE ACTION
- g. GOVERNING CONFERENCE-DISCUSSION AND APPROPRIATE ACTION (REQUESTED BY SAM STERN)

**Director Radusch** made a **MOTION** to table item 10.a (Savings plan) until next meeting.

**Motion SECONDED**

Yea: 4(BH, PM, CR, SS)                      Nay: 0                      Abstain: 0

Board concurs and Motion passes

**V.P. Hopper** made a **MOTION** to table item 10.b (Policy Update on Hiring) until next meeting.

**Motion SECONDED**

Yea: 4(BH, PM, CR, SS)                      Nay: 0                      Abstain: 0

Board concurs and Motion passes

**V.P. Hopper** made a **MOTION** to approve renewal of health insurance.

**Motion SECONDED**

Yea: 4(BH, PM, CR, SS)                      Nay: 0                      Abstain: 0

Board concurs and Motion passes

**V.P. Hopper** made a **MOTION** to submit a request for Scholarship for Sam Stern to attend the CSDA Leadership Conference.

**Motion SECONDED**

Yea: 4(BH, PM, CR, SS)                      Nay: 0                      Abstain: 0

Board concurs and Motion passes



**V.P. Hopper** made a **MOTION** to accept Rick Puckett to fill the Board vacancy.

**Motion SECONDED**

Yea: 3(BH, PM, SS)      Nay: 1 (CR)      Abstain: 0  
Board concurs and Motion passes

**11. LOCAL COMMUNITY WATER DISCUSSION:**

a. UPDATE ON JANUARY 2019 MEETING

**12. CASTAIC BASIN GSA:**

a. ANNOUNCE ANY UPDATES

**13. BOARD/STAFF PROPOSED AGENDA ITEMS**

**14. ANNOUNCE DATE/TIME OF THE NEXT MEETING**

*A special meeting will be held Tuesday February 19, 2018 @ 6pm*

**15. ADJOURNMENT**

**V.P. Hopper** made a **MOTION** to adjourn meeting.

**Motion SECONDED**

Yea: 4(BH, PM, SS, CR)      Nay: 0      Abstain: 0  
Board concurs and Motion passes

**MEETING WAS ADJOURNED AT 10:37PM**

**MINUTES**  
**LEBEC COUNTY WATER DISTRICT**  
**SPECIAL MEETING OF THE BOARD OF DIRECTORS**  
**FRIDAY, FEBRUARY 19, 2019**  
**6:00PM**

**1. CALL THE MEETING TO ORDER/ROLL CALL/MOMENT OF SILENCE/FLAG SALUTE**

**MEETING BEGAN AT 6:02PM**

All Board members present (BH, SS, PM, CR)

**2. PUBLIC PRESENTATIONS:**

PLEASE LIMIT ANY PRESENTATIONS OR ANNOUNCEMENTS TO THREE (3) MINUTES PER PERSON. THIS PORTION OF THE MEETING IS RESERVED FOR PERSONS TO ADDRESS THE BOARD OF DIRECTORS ON ANY MATTER NOT ON THE AGENDA, BUT UNDER THE JURISDICTION OF THE BOARD. BOARD MEMBERS MAY RESPOND BRIEFLY TO STATEMENTS MADE OR QUESTIONS POSED. THEY MAY ASK A QUESTION FOR CLARIFICATION MAKE A REFERRAL TO STAFF FOR FACTUAL INFORMATION OR REQUEST STAFF TO REPORT BACK TO THE BOARD AT A LATER MEETING. ALSO, THE BOARD MAY TAKE ACTION TO DIRECT STAFF TO PLACE A MATTER OF BUSINESS ON A FUTURE AGENDA.

**3. UNFINISHED BUSINESS:**

- a. TEJON MOUNTAIN VILLAGE TEMPORARY WATER SUPPLY-DISCUSSION AND APPROPRIATE ACTION (REQUESTED BY SAM STERN)
- b. GOVERNING CONFERENCE-DISCUSSION AND APPROPRIATE ACTION (REQUESTED BY SAM STERN)
- c. PURCHASE OF A BACKUP GENERATOR-DISCUSSION AND APPROPRIATE ACTION (REQUESTED BY BOARD OF DIRECTORS)
- d. WELL PROTECTION-DISCUSSION AND APPROPRIATE ACTION (REQUESTED BY BOARD OF DIRECTORS)

**V.P. Hopper made a MOTION** to deny water service to Tejon Mountain Village.

**Motion SECONDED**

Yea: 4(BH, SS, PM, CR)

Nay: 0

Abstain: 0

Board concurs and Motion passes.

**V.P. Hopper made a MOTION** to approve \$300 for travel for Sam Stern to attend the Leadership conference contingent on receiving a scholarship for the registration.

**Motion SECONDED**

Yea: 4(BH, SS, PM, CR)

Nay: 0

Abstain: 0

Board concurs and Motion passes.

**V.P. Hopper made a MOTION** to approve the purchase of a soft starter for State well with a spending cap of \$3500.

**Motion SECONDED**

Yea: 4(BH, SS, PM, CR)

Nay: 0

Abstain: 0

Board concurs and Motion passes.

**4. NEW BUSINESS:**

- a. SAVINGS PLAN TO POSSIBLY PURCHASE MINI EXCAVATOR-DISCUSSION AND APPROPRIATE ACTION (REQUESTED BY CARL RADUSCH)
- b. LINE TRACER FOR WATER SYSTEM-DISCUSSION AND APPROPRIATE ACTION
- c. CALWARN SPEAKER FOR COMMUNITY WATER DISCUSSION-DISCUSSION AND APPROPRIATE ACTION (REQUESTED BY JESSICA CARROLL)
- d. ARCGIS MAPPING SYSTEM-DISCUSSION AND APPROPRIATE ACTION (REQUESTED BY JESSICA CARROLL)

**V.P. Hopper made a MOTION** to table item 4.a (Savings Plan to possibly purchase mini excavator).

**Motion SECONDED**

Yea: 4(BH, SS, PM, CR)

Nay: 0

Abstain: 0

Board concurs and Motion passes.

**V.P. Hopper made a MOTION** to approve the purchase of digital line locator with transmitter with a cap of \$4000.00.

**Motion SECONDED**

Yea: 4(BH, SS, PM, CR)

Nay: 0

Abstain: 0

Board concurs and Motion passes.

**V.P. Hopper made a MOTION** to approve the purchase of the ARCGIS mapping system plus tablet.

**Motion SECONDED**

Yea: 3(BH, SS, PM)

Nay: 0

Abstain: 1(CR)

Board concurs and Motion passes.

**5. ADJOURNMENT:**

**V.P Hopper made a MOTION** to adjourn.

**Motion SECONDED**

Yea: 4(BH, PM, SS, CR)

Nay: 0

Abstain: 0

Board concurs and Motion passes.

**MEETING WAS ADJOURNED AT 7:50pm**

10:07 AM

03/07/19

**LEBEC COUNTY WATER DISTRICT**  
**Reconciliation Summary**  
**1040 · Grant Checking Account, Period Ending 02/28/2019**

---

	<u>Feb 28, 19</u>
Beginning Balance	25.00
Cleared Transactions	
Deposits and Credits - 1 item	<u>11,246.91</u>
Total Cleared Transactions	<u>11,246.91</u>
Cleared Balance	<u><u>11,271.91</u></u>
Uncleared Transactions	
Checks and Payments - 2 ite...	<u>-11,246.91</u>
Total Uncleared Transactions	<u>-11,246.91</u>
Register Balance as of 02/28/2019	<u><u>25.00</u></u>
Ending Balance	25.00

10:27 AM

03/07/19

**LEBEC COUNTY WATER DISTRICT**  
**Reconciliation Summary**  
**1020 - Lebec Co Water Dist. - Checking, Period Ending 02/28/2019**

---

	Feb 28, 19
Beginning Balance	98,637.94
Cleared Transactions	
Checks and Payments - 44 ite...	-29,010.86
Deposits and Credits - 26 items	33,399.90
Total Cleared Transactions	4,389.04
Cleared Balance	<u>103,026.98</u>
Uncleared Transactions	
Checks and Payments - 13 ite...	-23,206.68
Total Uncleared Transactions	-23,206.68
Register Balance as of 02/28/2019	<u>79,820.30</u>
Ending Balance	79,820.30



10:07 AM

03/07/19

## LEBEC COUNTY WATER DISTRICT

## Reconciliation Detail

1040 · Grant Checking Account, Period Ending 02/28/2019

Type	Date	Num	Name	Clr	Amount	Balance
Beginning Balance						25.00
Cleared Transactions						
Deposits and Credits - 1 item						
Deposit	02/15/2019			X	11,246.91	11,246.91
Total Deposits and Credits					11,246.91	11,246.91
Total Cleared Transactions					11,246.91	11,246.91
Cleared Balance					11,246.91	11,271.91
Uncleared Transactions						
Checks and Payments - 2 items						
Bill Pmt -Check	02/26/2019	135	Provost & Prichar...		-7,781.91	-7,781.91
Bill Pmt -Check	02/26/2019	134	Lebec County W...		-3,465.00	-11,246.91
Total Checks and Payments					-11,246.91	-11,246.91
Total Uncleared Transactions					-11,246.91	-11,246.91
Register Balance as of 02/28/2019					0.00	25.00
Ending Balance					0.00	25.00

## LEBEC COUNTY WATER DISTRICT

## Reconciliation Detail

1020 · Lebec Co Water Dist. - Checking, Period Ending 02/28/2019

Type	Date	Num	Name	Clr	Amount	Balance
Beginning Balance						98,637.94
Cleared Transactions						
Checks and Payments - 44 items						
Bill Pmt -Check	01/14/2019	8871	Maillis, Patricia E	X	-200.00	-200.00
Bill Pmt -Check	01/25/2019	8890	Wainright Emilie	X	-1,000.00	-1,200.00
Bill Pmt -Check	01/25/2019	8889	Underground Ser...	X	-150.00	-1,350.00
Check	01/28/2019	8896	Ca State Disburs...	X	-199.38	-1,549.38
Liability Check	01/28/2019	8895	Wells Fargo IRA	X	-176.19	-1,725.57
Bill Pmt -Check	01/31/2019	8907	Mayer Hoffman M...	X	-6,671.25	-8,396.82
Bill Pmt -Check	01/31/2019	8911	Santana's Pumping	X	-2,565.50	-10,962.32
Bill Pmt -Check	01/31/2019	8905	Golden Empire ...	X	-1,650.00	-12,612.32
Bill Pmt -Check	01/31/2019	8903	Ca Bank-Visa	X	-1,116.52	-13,728.84
Bill Pmt -Check	01/31/2019	8909	P & J Electric Inc	X	-689.00	-14,417.84
Bill Pmt -Check	01/31/2019	8912	SCE 2-03-200-81...	X	-643.22	-15,061.06
Bill Pmt -Check	01/31/2019	8902	BC Laboratories	X	-480.50	-15,541.56
Bill Pmt -Check	01/31/2019	8915	Verizon Wireless	X	-213.85	-15,755.41
Bill Pmt -Check	01/31/2019	8900	At&T Office	X	-181.31	-15,936.72
Bill Pmt -Check	01/31/2019	8897	3D Imaging Syste...	X	-109.84	-16,046.56
Bill Pmt -Check	01/31/2019	8899	AFLAC	X	-109.66	-16,156.22
Bill Pmt -Check	01/31/2019	8913	SCE 2-36-538-21...	X	-101.93	-16,258.15
Bill Pmt -Check	01/31/2019	8906	Hometown Publis...	X	-92.40	-16,350.55
Bill Pmt -Check	01/31/2019	8901	AUS	X	-87.42	-16,437.97
Bill Pmt -Check	01/31/2019	8914	STREAMLINE	X	-75.00	-16,512.97
Bill Pmt -Check	01/31/2019	8898	Ability Answering ...	X	-55.00	-16,567.97
Bill Pmt -Check	01/31/2019	8904	Gas Company	X	-53.28	-16,621.25
Bill Pmt -Check	01/31/2019	8908	Mike Hightower	X	-47.04	-16,668.29
Bill Pmt -Check	01/31/2019	8910	Price Disposal	X	-42.33	-16,710.62
Bill Pmt -Check	02/07/2019	8917	State Compensat...	X	-626.33	-17,336.95
Bill Pmt -Check	02/07/2019	8918	West Coast Truc...	X	-486.00	-17,822.95
Bill Pmt -Check	02/07/2019	8916	Lewis & Associates	X	-450.00	-18,272.95
Paycheck	02/11/2019	8920	Jessica Carroll	X	-2,101.76	-20,374.71
Liability Check	02/11/2019	E-pay	EFTPS	X	-1,169.36	-21,544.07
Paycheck	02/11/2019	8919	Javier T Rodriguez	X	-1,149.46	-22,693.53
Check	02/11/2019	8921	Ca State Disburs...	X	-345.23	-23,038.76
Liability Check	02/11/2019	E-pay	EDD	X	-184.38	-23,223.14
Bill Pmt -Check	02/22/2019	8930	PGE8279	X	-563.14	-23,786.28
Bill Pmt -Check	02/22/2019	8924	Blue Shield	X	-440.34	-24,226.62
Bill Pmt -Check	02/22/2019	8926	Maillis, Patricia E	X	-200.00	-24,426.62
Bill Pmt -Check	02/22/2019	8922	Anthem Blue Cross	X	-105.25	-24,531.87
Bill Pmt -Check	02/22/2019	8935	Wells Fargo Bank	X	-96.53	-24,628.40
Bill Pmt -Check	02/22/2019	8923	AT&T Uverse	X	-80.00	-24,708.40
Paycheck	02/25/2019	8936	Jessica Carroll	X	-2,101.77	-26,810.17
Liability Check	02/26/2019	E-pay	EFTPS	X	-1,065.92	-27,876.09
Paycheck	02/26/2019	8939	Javier T Rodriguez	X	-948.20	-28,824.29
Liability Check	02/26/2019	E-pay	EDD	X	-157.57	-28,981.86
Check	02/27/2019		QuickBooks Payr...	X	-4.00	-28,985.86
Check	02/28/2019			X	-25.00	-29,010.86
Total Checks and Payments					-29,010.86	-29,010.86
Deposits and Credits - 26 items						
Deposit	02/06/2019			X	80.01	80.01
Deposit	02/06/2019			X	91.66	171.67
Deposit	02/06/2019			X	92.00	263.67
Deposit	02/06/2019			X	265.16	528.83
Deposit	02/06/2019			X	396.75	925.58
Deposit	02/06/2019			X	1,861.04	2,786.62
Deposit	02/14/2019			X	40.01	2,826.63
Deposit	02/14/2019			X	45.00	2,871.63
Deposit	02/14/2019			X	60.02	2,931.65
Deposit	02/14/2019			X	80.02	3,011.67
Deposit	02/14/2019			X	127.70	3,139.37
Deposit	02/14/2019			X	526.03	3,665.40
Deposit	02/14/2019			X	1,785.61	5,451.01
Deposit	02/14/2019			X	6,837.58	12,288.59
Deposit	02/21/2019			X	40.01	12,328.60
Deposit	02/21/2019			X	84.02	12,412.62
Deposit	02/21/2019			X	176.02	12,588.64

10:27 AM

03/07/19

## LEBEC COUNTY WATER DISTRICT

## Reconciliation Detail

1020 - Lebec Co Water Dist. - Checking, Period Ending 02/28/2019

Type	Date	Num	Name	Clr	Amount	Balance
Deposit	02/21/2019			X	181.52	12,770.16
Deposit	02/21/2019			X	623.47	13,393.63
Deposit	02/21/2019			X	9,688.05	23,081.68
Deposit	02/27/2019			X	9,731.12	32,812.80
Deposit	02/28/2019			X	40.01	32,852.81
Deposit	02/28/2019			X	48.00	32,900.81
Deposit	02/28/2019			X	84.71	32,985.52
Deposit	02/28/2019			X	170.00	33,155.52
Deposit	02/28/2019			X	244.38	33,399.90
Total Deposits and Credits					33,399.90	33,399.90
Total Cleared Transactions					4,389.04	4,389.04
Cleared Balance					4,389.04	103,026.98
<b>Uncleared Transactions</b>						
<b>Checks and Payments - 13 items</b>						
Bill Pmt -Check	01/19/2018	8304	Vince Stanton		-60.00	-60.00
Bill Pmt -Check	01/14/2019	8874	Stern, Samuel		-200.00	-260.00
Bill Pmt -Check	01/14/2019	8872	Radusch, Carl		-200.00	-460.00
Bill Pmt -Check	02/22/2019	8925	CJ Logan Pump ...		-19,256.97	-19,716.97
Bill Pmt -Check	02/22/2019	8928	PGE5159		-1,461.20	-21,178.17
Bill Pmt -Check	02/22/2019	8934	Wainright Emilie		-1,000.00	-22,178.17
Bill Pmt -Check	02/22/2019	8933	Stern, Samuel		-200.00	-22,378.17
Bill Pmt -Check	02/22/2019	8932	Radusch, Carl		-200.00	-22,578.17
Bill Pmt -Check	02/22/2019	8931	Pitney Bowes/Re...		-64.19	-22,642.36
Bill Pmt -Check	02/22/2019	8927	PGE4923		-43.07	-22,685.43
Bill Pmt -Check	02/22/2019	8929	PGE5230		-19.71	-22,705.14
Check	02/26/2019	8938	Ca State Disburs...		-322.15	-23,027.29
Liability Check	02/26/2019	8937	Wells Fargo IRA		-179.39	-23,206.68
Total Checks and Payments					-23,206.68	-23,206.68
Total Uncleared Transactions					-23,206.68	-23,206.68
Register Balance as of 02/28/2019					-18,817.64	79,820.30
Ending Balance					<b>-18,817.64</b>	<b>79,820.30</b>

11:55 AM

# LEBEC COUNTY WATER DISTRICT

## Profit & Loss YTD Comparison

03/07/19

Accrual Basis

February 2019

	Feb 19	Jul '18 - Feb 19
<b>Ordinary Income/Expense</b>		
<b>Income</b>		
4000 · Operating Revenue		
4010 · Commercial	17,568.95	163,669.65
4040 · Residential	10,721.18	107,409.58
4100 · Kern Co Tax Income	526.03	25,598.24
4120 · Surplus Water	551.25	9,700.41
4130 · Will Serve	88.16	738.34
4140 · Late Charges & Customer Charg...	1,145.08	10,053.17
<b>Total 4000 · Operating Revenue</b>	<b>30,600.65</b>	<b>317,169.39</b>
<b>Total Income</b>	<b>30,600.65</b>	<b>317,169.39</b>
<b>Expense</b>		
6010 · Advertising	69.30	254.10
6020 · Auto Expense		
6022 · Gas	0.00	3,155.01
6028 · Repairs		
6028.1 · GMC	0.00	1,050.43
<b>Total 6028 · Repairs</b>	<b>0.00</b>	<b>1,050.43</b>
6030 · Service		
6030.1 · Dodge Service	0.00	628.69
6030.2 · Gmc Service	0.00	772.00
<b>Total 6030 · Service</b>	<b>0.00</b>	<b>1,400.69</b>
<b>Total 6020 · Auto Expense</b>	<b>0.00</b>	<b>5,606.13</b>
6040 · Bank Service Charge	25.00	200.00
6050 · Compensation of Board	600.00	3,500.00
6060 · Contracted Maintenance Services	0.00	4,904.50
6065 · Depreciation	3,925.75	31,406.00
6070 · Dues & Subscriptions	75.00	2,216.00
6075 · Education	0.00	272.95
6090 · Equipment Rental	160.72	3,889.68
6095 · Fees and Permits	0.00	1,053.00
6110 · Insurance		
6112 · Insurance - AFLAC	0.00	0.00
6113 · Medical Insurance	545.59	7,653.57
6115 · Business Insurance	773.25	6,671.25
6120 · Workers Compensation Insurance	1,252.66	6,442.26
<b>Total 6110 · Insurance</b>	<b>2,571.50</b>	<b>20,767.08</b>
6130 · Maintenance		
6135 · Maintenance Services-System	0.00	6,534.81
6140 · Maintenance Supplies	824.50	8,486.61
6130 · Maintenance - Other	19,256.97	19,256.97
<b>Total 6130 · Maintenance</b>	<b>20,081.47</b>	<b>34,278.39</b>
6145 · Meals & Entertainment	0.00	183.00
6155 · Office Expense		
6170 · Answering Service	57.42	454.16

11:55 AM

# LEBEC COUNTY WATER DISTRICT

## Profit & Loss YTD Comparison

03/07/19

Accrual Basis

February 2019

	Feb 19	Jul '18 - Feb 19
6175 · Office Repair	109.84	971.23
6182 · Supplies-GSA	0.00	102.28
6185 · Supplies	0.00	1,469.50
6186 · Rugs	87.42	749.94
<b>Total 6155 · Office Expense</b>	<b>254.68</b>	<b>3,747.11</b>
6205 · Outside Services	837.00	4,065.50
6210 · Payroll Expenses	667.38	4,588.14
6215 · Payroll - Gross Wages	9,148.71	108,341.59
6235 · Payroll Service Fees	4.00	496.00
6245 · Postage	0.00	1,801.17
6250 · Professional Fees		
6255 · Accounting / Bookkeeping	450.00	3,850.00
6260 · Audit	0.00	13,296.25
6270 · Legal	1,617.00	2,810.00
<b>Total 6250 · Professional Fees</b>	<b>2,067.00</b>	<b>19,956.25</b>
6290 · Rent	1,000.00	9,000.00
6300 · Repairs & Maintenance		
6303 · System Maint and Repairs	0.00	287.03
<b>Total 6300 · Repairs &amp; Maintenance</b>	<b>0.00</b>	<b>287.03</b>
6310 · Software System	0.00	679.99
6315 · Taxes		
6320 · Payroll Taxes	1,007.98	9,960.87
6325 · Property Tax	0.00	110.89
<b>Total 6315 · Taxes</b>	<b>1,007.98</b>	<b>10,071.76</b>
6340 · Telephone	425.61	3,092.72
6342 · Tools	0.00	152.02
6345 · Travel	0.00	441.93
6352 · Uniforms	0.00	164.99
6355 · Utilities - Office		
6360 · Electric	0.00	611.66
6365 · Gas	50.01	167.23
6370 · Trash	42.33	380.97
<b>Total 6355 · Utilities - Office</b>	<b>92.34</b>	<b>1,159.86</b>
6375 · Utilities - Pumps		
6380 · Electric	2,686.77	28,794.45
<b>Total 6375 · Utilities - Pumps</b>	<b>2,686.77</b>	<b>28,794.45</b>
6390 · Water Test	375.00	2,813.00
<b>Total Expense</b>	<b>46,075.21</b>	<b>308,184.34</b>
<b>Net Ordinary Income</b>	<b>-15,474.56</b>	<b>8,985.05</b>
<b>Other Income/Expense</b>		
<b>Other Income</b>		
9000 · Interest Income	0.00	50.70



11:55 AM

03/07/19

Accrual Basis

**LEBEC COUNTY WATER DISTRICT**  
**Profit & Loss YTD Comparison**

February 2019

	Feb 19	Jul '18 - Feb 19
9015 • Grant Income	11,246.91	20,400.79
Total Other Income	11,246.91	20,451.49
Other Expense		
9016 • Grant Expense	11,246.91	21,137.50
Total Other Expense	11,246.91	21,137.50
Net Other Income	0.00	-686.01
Net Income	-15,474.56	8,299.04

## LEBEC COUNTY WATER DISTRICT

03/07/19

## Balance Sheet

Accrual Basis

As of February 28, 2019

	Feb 28, 19
<b>ASSETS</b>	
<b>Current Assets</b>	
<b>Checking/Savings</b>	
1011 - Customer Change Petty Ca	300.00
1020 - Lebec Co Water Dist. - Checki...	79,820.30
1040 - Grant Checking Account	25.00
<b>1080 - Savings</b>	
1081 - Emergency Fund Reserve	120,000.00
1080 - Savings - Other	505,212.63
<b>Total 1080 - Savings</b>	<b>625,212.63</b>
<b>Total Checking/Savings</b>	<b>705,357.93</b>
<b>Accounts Receivable</b>	
1200 - Accounts Receivable	30,504.98
<b>Total Accounts Receivable</b>	<b>30,504.98</b>
<b>Other Current Assets</b>	
1260 - Bad Debt Loss A/R	-231.55
1360 - Prepaid Insurance	2,175.75
<b>Total Other Current Assets</b>	<b>1,944.20</b>
<b>Total Current Assets</b>	<b>737,807.11</b>
<b>Fixed Assets</b>	
1290 - Grants Receivable	14,038.00
<b>1400 - Fixed Assets</b>	
1410 - Land	15,521.00
1425 - C-Train Storage Unit	4,440.15
1430 - Office Equipment	4,352.00
1435 - JW/Lebec Rd Mainline	40,400.00
1440 - RVS Software	2,800.00
1450 - 2011 Dodge Truck	36,179.75
1460 - 2012 Chevy Truck	17,544.00
1470 - Soft Start Well	7,975.00
1480 - Used Welder	2,600.00
1495 - Generator	8,225.00
1500 - Other Equipment	8,250.00
1530 - Inventory	43,629.59
1590 - Lebec Well Motor Pump	10,109.35
1600 - Pumps & Wells	154,313.40
1601 - Chimney Cyn Pump Motor	10,982.70
1602 - Pump Equipment	36,932.00
1610 - Tanks	306,208.72
1615 - Tank Ladders	6,972.00
1620 - Transmission & Distribution	636,423.00
1630 - Tools	2,220.73
1631 - Portable Pump	1,864.00
1690 - Accumulated Depreciation	-922,141.33
<b>Total 1400 - Fixed Assets</b>	<b>435,801.06</b>
<b>Total Fixed Assets</b>	<b>449,839.06</b>

11:55 AM

**LEBEC COUNTY WATER DISTRICT**

03/07/19

**Balance Sheet**

Accrual Basis

As of February 28, 2019

	Feb 28, 19
<b>Other Assets</b>	
1800 · Deposits	1,000.00
<b>Total Other Assets</b>	1,000.00
<b>TOTAL ASSETS</b>	<b>1,188,646.17</b>
<b>LIABILITIES &amp; EQUITY</b>	
<b>Liabilities</b>	
<b>Current Liabilities</b>	
Accounts Payable	
2010 · Accounts Payable	5,340.07
<b>Total Accounts Payable</b>	5,340.07
<b>Other Current Liabilities</b>	
2030 · Surplus Water Deposits	1,060.00
2110 · Direct Deposit Liabilities	288.24
2300 · Payroll Liabilities	
2310 · Federal Withholding	-0.11
2320 · FICA	-0.45
2330 · State Withholding	0.41
2350 · SUTA	0.07
2360 · SDI	-0.14
2300 · Payroll Liabilities - Other	6,043.07
<b>Total 2300 · Payroll Liabilities</b>	6,042.85
<b>Total Other Current Liabilities</b>	7,391.09
<b>Total Current Liabilities</b>	12,731.16
<b>Total Liabilities</b>	12,731.16
<b>Equity</b>	
3290 · Fund Balance -Net Assets	797,919.12
3300 · Retained Earnings	333,578.85
3310 · Prior Period Adjustment	36,118.00
Net Income	8,299.04
<b>Total Equity</b>	1,175,915.01
<b>TOTAL LIABILITIES &amp; EQUITY</b>	<b>1,188,646.17</b>

11:54 AM

03/07/19

## LEBEC COUNTY WATER DISTRICT

**A/P Aging Detail**

As of March 7, 2019

<u>Name</u>	<u>Memo</u>	<u>Open Balance</u>
<b>Current</b>		
3D Imaging Syste...	6175 copier maint agreement	109.84
Ability Answering ...	6170 answering service	57.42
AUS	6186 rugs	43.71
AUS	6186 rugs	43.71
At&T Office	6340 office phones	178.42
BC Laboratories	6390 testing fees	375.00
Core & Main	6140 pipe	824.50
Gas Company	6365 office 6365- Acct# 046016...	50.01
Hometown Publis...	6010 ad for new employee	69.30
Price Disposal	6370 TRASH SERVICE	42.33
SCE 2-03-200-8187	6380 electric for pump	599.65
State Compensati...	6120 wc insurance	626.33
STREAMLINE	6070 website maint	75.00
Verizon Wireless	6340 cell phones	167.19
West Coast Truck ...	6205 office help	351.00
Law Offices of Da...	6270 legal	1,617.00
AFLAC	liability/property insurance 03-0...	109.66
Anthem Blue Cross	6113 Group number J06447	105.25
AT&T Uverse		80.00
Blue Shield	6113 Acct# W00886361000 me...	440.34
CJ Logan Pump & ...	State Well-Replace damaged p...	19,256.97
PGE5230	6380 Landfill Rd Booster Electr...	19.71
PGE4923	6380 Ridge Route Pump	43.07
PGE5159	6380 State Well Pump Electrici...	1,461.20
PGE8279	6380 Lebec Well Pump Electrici...	563.14
Pitney Bowes/Ren...		64.19
Wainright Emilie	Rent	1,000.00
Wells Fargo Bank		96.53
Stern, Samuel	Regular Meeting 2-12-19 Specia...	200.00
Maillis, Patricia E	Regular Meeting 2-12-19 Specia...	200.00
Radusch,Carl	Regular Meeting 2-12-19 Specia...	200.00
Lewis & Associates	6255 bookkeeping	450.00
State Compensati...	6120 wc insurance	626.33
West Coast Truck ...	6205 office help	486.00

TOTAL

41,879.71

## LEBEC COUNTY WATER DISTRICT

## Profit &amp; Loss Prev Year Comparison

03/07/19

Accrual Basis

February 2019

	Feb 19	Feb 18	\$ Change	% Change
<b>Ordinary Income/Expense</b>				
<b>Income</b>				
4000 • Operating Revenue				
4010 • Commercial	17,568.95	19,416.35	-1,847.40	-9.5%
4040 • Residential	10,721.18	10,480.15	241.03	2.3%
4060 • Rent Income	0.00	712.88	-712.88	-100.0%
4100 • Kern Co Tax Income	526.03	829.80	-303.77	-36.6%
4120 • Surplus Water	551.25	551.25	0.00	0.0%
4130 • Will Serve	88.16	121.22	-33.06	-27.3%
4140 • Late Charges & Customer Charg...	1,145.08	863.37	281.71	32.6%
<b>Total 4000 • Operating Revenue</b>	<b>30,600.65</b>	<b>32,975.02</b>	<b>-2,374.37</b>	<b>-7.2%</b>
<b>Total Income</b>	<b>30,600.65</b>	<b>32,975.02</b>	<b>-2,374.37</b>	<b>-7.2%</b>
<b>Expense</b>				
6010 • Advertising	69.30	0.00	69.30	100.0%
6020 • Auto Expense				
6022 • Gas	0.00	289.84	-289.84	-100.0%
6030 • Service				
6030.1 • Dodge Service	0.00	83.43	-83.43	-100.0%
6030.2 • Gmc Service	0.00	83.43	-83.43	-100.0%
<b>Total 6030 • Service</b>	<b>0.00</b>	<b>166.86</b>	<b>-166.86</b>	<b>-100.0%</b>
<b>Total 6020 • Auto Expense</b>	<b>0.00</b>	<b>456.70</b>	<b>-456.70</b>	<b>-100.0%</b>
6040 • Bank Service Charge	25.00	25.00	0.00	0.0%
6050 • Compensation of Board	600.00	200.00	400.00	200.0%
6065 • Depreciation	3,925.75	4,547.00	-621.25	-13.7%
6070 • Dues & Subscriptions	75.00	75.00	0.00	0.0%
6075 • Education	0.00	664.80	-664.80	-100.0%
6090 • Equipment Rental	160.72	160.72	0.00	0.0%
6110 • Insurance				
6112 • Insurance - AFLAC	0.00	0.00	0.00	0.0%
6113 • Medical Insurance	545.59	1,510.14	-964.55	-63.9%
6115 • Business Insurance	773.25	732.08	41.17	5.6%
6120 • Workers Compensation Insurance	1,252.66	1,158.00	94.66	8.2%
<b>Total 6110 • Insurance</b>	<b>2,571.50</b>	<b>3,400.22</b>	<b>-828.72</b>	<b>-24.4%</b>
6130 • Maintenance				
6135 • Maintenance Services-System	0.00	255.00	-255.00	-100.0%
6140 • Maintenance Supplies	824.50	227.00	597.50	263.2%
6130 • Maintenance - Other	19,256.97	0.00	19,256.97	100.0%
<b>Total 6130 • Maintenance</b>	<b>20,081.47</b>	<b>482.00</b>	<b>19,599.47</b>	<b>4,066.3%</b>
6155 • Office Expense				
6170 • Answering Service	57.42	30.00	27.42	91.4%
6175 • Office Repair	109.84	357.61	-247.77	-69.3%
6185 • Supplies	0.00	29.60	-29.60	-100.0%
6186 • Rugs	87.42	0.00	87.42	100.0%
<b>Total 6155 • Office Expense</b>	<b>254.68</b>	<b>417.21</b>	<b>-162.53</b>	<b>-39.0%</b>
6205 • Outside Services	837.00	0.00	837.00	100.0%



## LEBEC COUNTY WATER DISTRICT

## Profit &amp; Loss Prev Year Comparison

03/07/19

Accrual Basis

February 2019

	Feb 19	Feb 18	\$ Change	% Change
6210 · Payroll Expenses	667.38	0.00	667.38	100.0%
6215 · Payroll - Gross Wages	9,148.71	12,469.28	-3,320.57	-26.6%
6235 · Payroll Service Fees	4.00	6.00	-2.00	-33.3%
6245 · Postage	0.00	4.47	-4.47	-100.0%
6250 · Professional Fees				
6255 · Accounting / Bookkeeping	450.00	450.00	0.00	0.0%
6270 · Legal	1,617.00	0.00	1,617.00	100.0%
Total 6250 · Professional Fees	2,067.00	450.00	1,617.00	359.3%
6290 · Rent	1,000.00	800.00	200.00	25.0%
6310 · Software System	0.00	180.22	-180.22	-100.0%
6315 · Taxes				
6320 · Payroll Taxes	1,007.98	1,104.91	-96.93	-8.8%
Total 6315 · Taxes	1,007.98	1,104.91	-96.93	-8.8%
6340 · Telephone	425.61	357.48	68.13	19.1%
6342 · Tools	0.00	19.79	-19.79	-100.0%
6352 · Uniforms	0.00	132.88	-132.88	-100.0%
6355 · Utilities - Office				
6365 · Gas	50.01	95.92	-45.91	-47.9%
6370 · Trash	42.33	42.33	0.00	0.0%
Total 6355 · Utilities - Office	92.34	138.25	-45.91	-33.2%
6375 · Utilities - Pumps				
6380 · Electric	2,686.77	2,953.78	-267.01	-9.0%
Total 6375 · Utilities - Pumps	2,686.77	2,953.78	-267.01	-9.0%
6390 · Water Test	375.00	62.50	312.50	500.0%
Total Expense	46,075.21	29,108.21	16,967.00	58.3%
Net Ordinary Income	-15,474.56	3,866.81	-19,341.37	-500.2%
Other Income/Expense				
Other Income				
9015 · Grant Income	11,246.91	6,027.15	5,219.76	86.6%
Total Other Income	11,246.91	6,027.15	5,219.76	86.6%
Other Expense				
9016 · Grant Expense	11,246.91	6,027.15	5,219.76	86.6%
Total Other Expense	11,246.91	6,027.15	5,219.76	86.6%
Net Other Income	0.00	0.00	0.00	0.0%
Net Income	-15,474.56	3,866.81	-19,341.37	-500.2%

## LEBEC COUNTY WATER DISTRICT

## Profit &amp; Loss Prev Year Comparison

03/07/19

Accrual Basis

July 2018 through February 2019

	Jul '18 - Feb...	Jul '17 - Feb...	\$ Change	% Change
<b>Ordinary Income/Expense</b>				
<b>Income</b>				
4000 · Operating Revenue				
4010 · Commercial	163,669.65	161,365.67	2,303.98	1.4%
4040 · Residential	107,409.58	101,315.99	6,093.59	6.0%
4060 · Rent Income	0.00	5,663.56	-5,663.56	-100.0%
4070 · Meter Install	0.00	5,000.00	-5,000.00	-100.0%
4100 · Kern Co Tax Income	25,598.24	25,453.30	144.94	0.6%
4120 · Surplus Water	9,700.41	7,658.96	2,041.45	26.7%
4130 · Will Serve	738.34	1,035.88	-297.54	-28.7%
4140 · Late Charges & Customer Charg...	10,053.17	11,590.55	-1,537.38	-13.3%
<b>Total 4000 · Operating Revenue</b>	<b>317,169.39</b>	<b>319,083.91</b>	<b>-1,914.52</b>	<b>-0.6%</b>
<b>Total Income</b>	<b>317,169.39</b>	<b>319,083.91</b>	<b>-1,914.52</b>	<b>-0.6%</b>
<b>Expense</b>				
6010 · Advertising	254.10	290.40	-36.30	-12.5%
6020 · Auto Expense				
6022 · Gas	3,155.01	2,894.23	260.78	9.0%
6028 · Repairs				
6028.1 · GMC	1,050.43	1,225.70	-175.27	-14.3%
6028.2 · DODGE	0.00	99.29	-99.29	-100.0%
6028.3 · BACKHOE	0.00	1,635.64	-1,635.64	-100.0%
<b>Total 6028 · Repairs</b>	<b>1,050.43</b>	<b>2,960.63</b>	<b>-1,910.20</b>	<b>-64.5%</b>
6030 · Service				
6030.1 · Dodge Service	628.69	250.29	378.40	151.2%
6030.2 · Gmc Service	772.00	259.92	512.08	197.0%
<b>Total 6030 · Service</b>	<b>1,400.69</b>	<b>510.21</b>	<b>890.48</b>	<b>174.5%</b>
<b>Total 6020 · Auto Expense</b>	<b>5,606.13</b>	<b>6,365.07</b>	<b>-758.94</b>	<b>-11.9%</b>
6040 · Bank Service Charge	200.00	233.99	-33.99	-14.5%
6050 · Compensation of Board	3,500.00	3,100.00	400.00	12.9%
6060 · Contracted Maintenance Services	4,904.50	1,965.68	2,938.82	149.5%
6065 · Depreciation	31,406.00	36,713.23	-5,307.23	-14.5%
6070 · Dues & Subscriptions	2,216.00	1,918.00	298.00	15.5%
6075 · Education	272.95	1,699.11	-1,426.16	-83.9%
6090 · Equipment Rental	3,889.68	850.49	3,039.19	357.4%
6095 · Fees and Permits	1,053.00	2,491.60	-1,438.60	-57.7%
6110 · Insurance				
6112 · Insurance - AFLAC	0.00	0.00	0.00	0.0%
6113 · Medical Insurance	7,653.57	13,591.26	-5,937.69	-43.7%
6115 · Business Insurance	6,671.25	5,856.64	814.61	13.9%
6120 · Workers Compensation Insurance	6,442.26	6,395.88	46.38	0.7%
<b>Total 6110 · Insurance</b>	<b>20,767.08</b>	<b>25,843.78</b>	<b>-5,076.70</b>	<b>-19.6%</b>
6130 · Maintenance				
6135 · Maintenance Services-System	6,534.81	16,099.00	-9,564.19	-59.4%
6140 · Maintenance Supplies	8,486.61	8,243.99	242.62	2.9%
6130 · Maintenance - Other	19,256.97	0.00	19,256.97	100.0%

## LEBEC COUNTY WATER DISTRICT

## Profit &amp; Loss Prev Year Comparison

03/07/19

Accrual Basis

July 2018 through February 2019

	Jul '18 - Feb...	Jul '17 - Feb...	\$ Change	% Change
<b>Total 6130 • Maintenance</b>	<b>34,278.39</b>	<b>24,342.99</b>	<b>9,935.40</b>	<b>40.8%</b>
6145 • Meals & Entertainment	183.00	120.00	63.00	52.5%
6155 • Office Expense				
6160 • Computer	0.00	132.96	-132.96	-100.0%
6170 • Answering Service	454.16	302.24	151.92	50.3%
6175 • Office Repair	971.23	1,062.35	-91.12	-8.6%
6180 • Signage	0.00	47.04	-47.04	-100.0%
6182 • Supplies-GSA	102.28	0.00	102.28	100.0%
6185 • Supplies	1,469.50	1,368.47	101.03	7.4%
6186 • Rugs	749.94	0.00	749.94	100.0%
<b>Total 6155 • Office Expense</b>	<b>3,747.11</b>	<b>2,913.06</b>	<b>834.05</b>	<b>28.6%</b>
6205 • Outside Services	4,065.50	2,151.00	1,914.50	89.0%
6210 • Payroll Expenses	4,588.14	0.00	4,588.14	100.0%
6215 • Payroll - Gross Wages	108,341.59	103,963.64	4,377.95	4.2%
6235 • Payroll Service Fees	496.00	444.00	52.00	11.7%
6245 • Postage	1,801.17	1,733.39	67.78	3.9%
6250 • Professional Fees				
6255 • Accounting / Bookkeeping	3,850.00	3,800.00	50.00	1.3%
6260 • Audit	13,296.25	7,500.00	5,796.25	77.3%
6270 • Legal	2,810.00	1,872.85	937.15	50.0%
<b>Total 6250 • Professional Fees</b>	<b>19,956.25</b>	<b>13,172.85</b>	<b>6,783.40</b>	<b>51.5%</b>
6290 • Rent	9,000.00	7,200.00	1,800.00	25.0%
6300 • Repairs & Maintenance				
6301 • Repairs				
6301.2 • Backhoe	0.00	23.12	-23.12	-100.0%
<b>Total 6301 • Repairs</b>	<b>0.00</b>	<b>23.12</b>	<b>-23.12</b>	<b>-100.0%</b>
6302 • Maintenance				
6302.2 • Backhoe	0.00	46.55	-46.55	-100.0%
6302 • Maintenance - Other	0.00	112.00	-112.00	-100.0%
<b>Total 6302 • Maintenance</b>	<b>0.00</b>	<b>158.55</b>	<b>-158.55</b>	<b>-100.0%</b>
6303 • System Maint and Repairs	287.03	0.00	287.03	100.0%
<b>Total 6300 • Repairs &amp; Maintenance</b>	<b>287.03</b>	<b>181.67</b>	<b>105.36</b>	<b>58.0%</b>
6310 • Software System	679.99	793.19	-113.20	-14.3%
6315 • Taxes				
6320 • Payroll Taxes	9,960.87	10,183.39	-222.52	-2.2%
6325 • Property Tax	110.89	125.45	-14.56	-11.6%
<b>Total 6315 • Taxes</b>	<b>10,071.76</b>	<b>10,308.84</b>	<b>-237.08</b>	<b>-2.3%</b>
6340 • Telephone	3,092.72	2,918.90	173.82	6.0%
6342 • Tools	152.02	92.95	59.07	63.6%
6345 • Travel	441.93	304.44	137.49	45.2%
6352 • Uniforms	164.99	1,123.79	-958.80	-85.3%
6355 • Utilities - Office				
6360 • Electric	611.66	429.78	181.88	42.3%

11:56 AM

03/07/19

Accrual Basis

**LEBEC COUNTY WATER DISTRICT**  
**Profit & Loss Prev Year Comparison**  
 July 2018 through February 2019

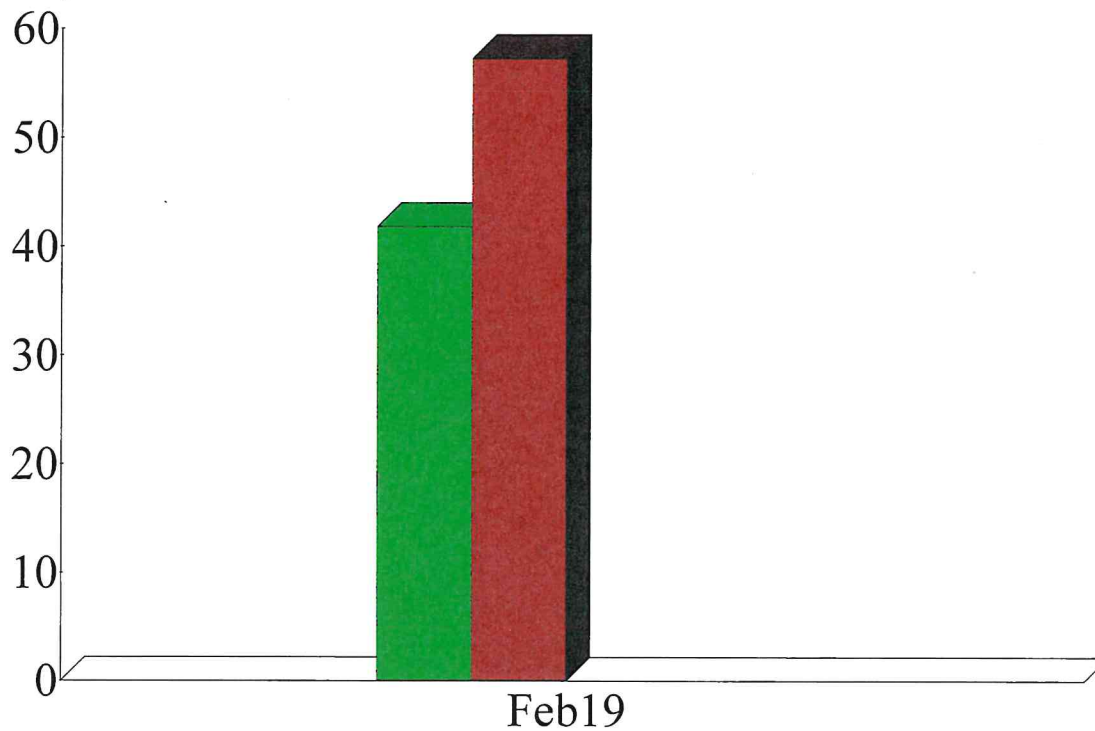
	Jul '18 - Feb...	Jul '17 - Feb...	\$ Change	% Change
6365 · Gas	167.23	303.12	-135.89	-44.8%
6370 · Trash	380.97	338.64	42.33	12.5%
<b>Total 6355 · Utilities - Office</b>	<b>1,159.86</b>	<b>1,071.54</b>	<b>88.32</b>	<b>8.2%</b>
6375 · Utilities - Pumps				
6380 · Electric	28,794.45	26,545.74	2,248.71	8.5%
<b>Total 6375 · Utilities - Pumps</b>	<b>28,794.45</b>	<b>26,545.74</b>	<b>2,248.71</b>	<b>8.5%</b>
6390 · Water Test	2,813.00	1,639.50	1,173.50	71.6%
<b>Total Expense</b>	<b>308,184.34</b>	<b>282,492.84</b>	<b>25,691.50</b>	<b>9.1%</b>
<b>Net Ordinary Income</b>	<b>8,985.05</b>	<b>36,591.07</b>	<b>-27,606.02</b>	<b>-75.4%</b>
<b>Other Income/Expense</b>				
<b>Other Income</b>				
9000 · Interest Income	50.70	29.23	21.47	73.5%
9015 · Grant Income	20,400.79	30,713.89	-10,313.10	-33.6%
<b>Total Other Income</b>	<b>20,451.49</b>	<b>30,743.12</b>	<b>-10,291.63</b>	<b>-33.5%</b>
<b>Other Expense</b>				
9016 · Grant Expense	21,137.50	16,704.84	4,432.66	26.5%
<b>Total Other Expense</b>	<b>21,137.50</b>	<b>16,704.84</b>	<b>4,432.66</b>	<b>26.5%</b>
<b>Net Other Income</b>	<b>-686.01</b>	<b>14,038.28</b>	<b>-14,724.29</b>	<b>-104.9%</b>
<b>Net Income</b>	<b>8,299.04</b>	<b>50,629.35</b>	<b>-42,330.31</b>	<b>-83.6%</b>



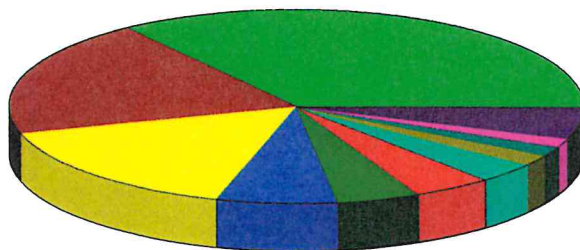
# Income and Expense by Month February 2019



\$ in 1,000's



## Expense Summary February 2019



6130 · Maintenance	35.03%
9016 · Grant Expense	19.62
6215 · Payroll - Gross Wages	15.96
6065 · Depreciation	6.85
6375 · Utilities - Pumps	4.69
6110 · Insurance	4.49
6250 · Professional Fees	3.61
6315 · Taxes	1.76
6290 · Rent	1.74
6205 · Outside Services	1.46
Other	4.80
Total	\$57,322.12

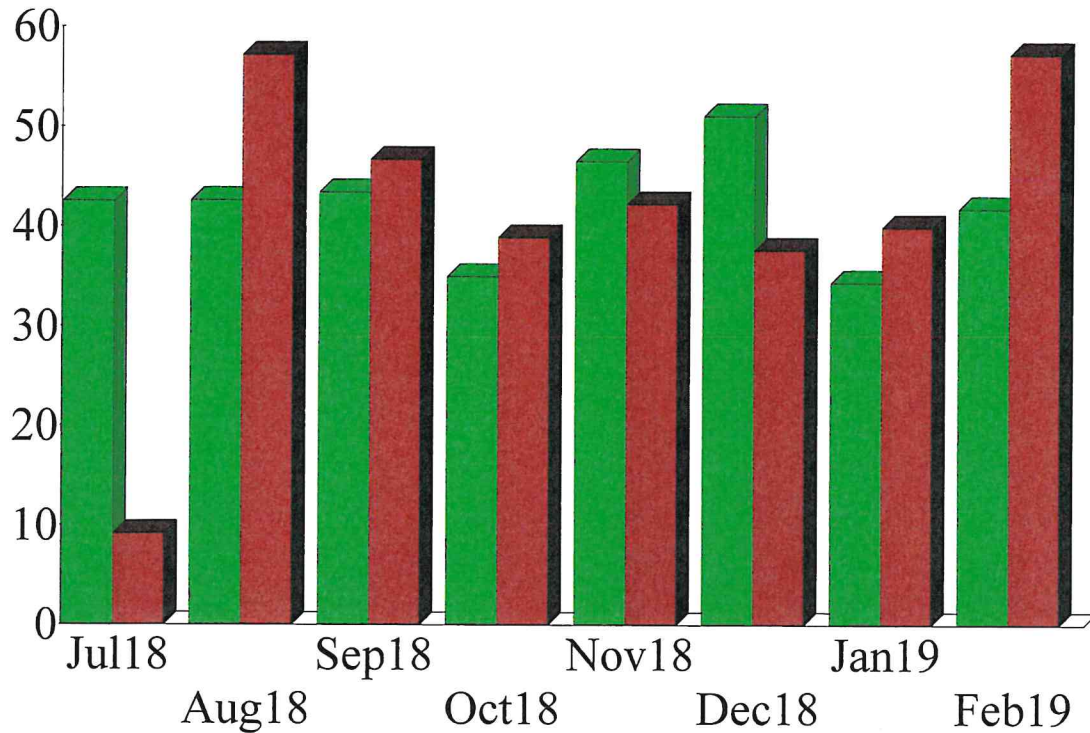
By Account




# Income and Expense by Month July 2018 through February 2019



\$ in 1,000's



## Expense Summary July 2018 through February 2019



6215 · Payroll - Gross	32.90%
6130 · Maintenance	10.41
6065 · Depreciation	9.54
6375 · Utilities - Pumps	8.74
9016 · Grant Expense	6.42
6110 · Insurance	6.31
6250 · Professional Fees	6.06
6315 · Taxes	3.06
6290 · Rent	2.73
6020 · Auto Expense	1.70
Other	12.13
<b>Total</b>	<b>\$329,321.84</b>

By Account

# Lebec County Water District.

## Monthly Distribution Report

**February 2019**

By: Javier Rodriguez

### Well Reports:

#### State Well

Month	February	January	Difference	Uranium	Fluoride	Nitrate
Static Level	130.4 ft	131.3 ft	.9 ft	pCi/L 16	mg/L 1.9	26 mg/L
Drawdown	132.3 ft				Month: Feb 2019	
GPM	230 Gpm	230 Gpm	0		Bacteriological:	
Total Gallons	1,666,783 g	2,302,015g	-635,232 g		Absent	

#### Lebec Well

Month	February	January	Difference	Uranium	Fluoride	Nitrate
Static Level	94.09 ft	93.9 ft	1 ft	pCi/L 12	mg/L 1.4	23 mg/L
Drawdown	102.9 ft	101.6 ft	1.3 ft		Month: Feb 2019	
GPM	210 Gpm	210 Gpm	0		Bacteriological:	
Total Gallons	1,033,968g	1,248,987g	-215,019 g		Absent	

#### Chimney Canyon Well

Month	February	January	Difference	Uranium	Fluoride	Nitrate
Static Level	176.9 ft	176.2 ft	.7 ft	pCi/L 24	mg/L 2.0	mg/L 27
Drawdown	197.7 ft	200.6 ft	2.9 ft		Month: Feb 2019	
GPM	100 Gpm	100 Gpm	0		Bacteriological:	
Total Gallons	1,069,266 g	723,480 g	+345,786 g		Absent	

Month	February	January	Difference
Water Pumped	3,770,017 Gal	4,274,482 Gal	-504,465 gal
Water Sold	3,317,537 Gal	3,651,399 Gal	-333,862 gal
Water Loss	452,480 Gal	623,083 Gal	12% Feb 2019

#### Cuddy Creek Well - Non-Potable

Month	February	January	Difference	Uranium	Fluoride	Nitrate
Static Level	177 Feet	177 Feet	0	pC/l n/a	mg/L n/a	mg/L n/a
Drawdown	188 Feet	188 Feet	0		Month: Feb 2019	
Total Gallons	0	5,602 Gal	-5,602 Gal			

## **System Information:**

- 1) All monthly bacteriological sampling returned an absent for coliform bacteria for the month of February 2019.
- 2) No water leaks to report for the month of February 2019
- 3) The 20 Lead and Copper samples came back, and all results were below the exceedance levels.
- 4) CJ Logan installed a new motor saver at the State well on Feb 27<sup>th</sup>
- 5) PG&E installed a monitor at the State well for two weeks, and we are waiting on the results
- 6) On Feb 27<sup>th</sup> I noticed the Ridge Route booster pump would not turn on. P&J Electric were called in and showed up on the 28<sup>th</sup>. Jordan was able to determine that the pressure switch was bad due to the heating cable not working which tripped a circuit breaker and eventually froze the line. A new pressure switch was ordered and will be installed. Cleighton and I were able to replace the heating cable and the isolation on the line.
- 7) On Feb 28<sup>th</sup> while Jordan from P&J Electric was at the Ridge Route Booster, I noticed The State tanks were low and the float switch didn't kick on the well. Jordan was able to get to float switch on top of tank and discovered that the wrong type of cables was used when the float switch was installed. The cables were cracking and becoming brittle, and was unable to send a signal to the well to turn on or off. He was able to make a temporary fix. And will install the right type of cables when he comes back to replace the pressure switch at the Ridge Route Booster.
- 8) I am going to schedule a demo with Core and Main, to show us the Plastic pipe locator and the transmitter.

**All other systems are functioning as they should, Thank You!**