

LCWD
Lebec County Water District

PACKET

November 13, 2018

FOR PUBLIC VIEW ONLY

(Please do not remove from office)

MINUTES
LEBEC COUNTY WATER DISTRICT
REGULAR MEETING OF THE BOARD OF DIRECTORS
TUESDAY OCTOBER 9, 2018 @ 6PM

1. CALL THE MEETING TO ORDER/ROLL CALL /MINUTE OF SILENCE/FLAG SALUTE

Meeting begins- 6:05pm
ALL BOARD MEMBERS PRESENT

2. AGENDA:

- a. APPROVE AND OR ADJUST AGENDA- DISCUSSION AND APPROPRIATE ACTION
- b. MOTION TO APPROVE OCTOBER 9, 2018 AGENDA

V.P. Hopper made a **MOTION** to approve the Agenda for October 9, 2018.

Motion SECONDED

Yea: 5(BH, PM, DC, CR, SS) Nay: 0 Abstain: 0
Board concurs and Motion passes

3. MINUTES:

- a. REVIEW THE MINUTES FOR SEPTEMBER 11, 2018 REGULAR MEETING AND SEPTEMBER 28, 2018 SPECIAL MEETING
- b. MOTION TO APPROVE MINUTES FOR SEPTEMBER 11, 2018 REGULAR MEETING AND SEPTEMBER 28, 2018 SPECIAL MEETING

V.P. Hopper made a **MOTION** to approve the Minutes for September 11, 2018 Regular Meeting with changes.

Motion SECONDED

Yea: 5(BH, PM, DC, CR, SS) Nay: 0 Abstain: 0
Board concurs and Motion passes

V.P. Hopper made a **MOTION** to approve the Minutes for September 28, 2018 Special Meeting with changes.

Motion SECONDED

Yea: 5(BH, PM, DC, CR, SS) Nay: 0 Abstain: 0
Board concurs and Motion passes

4. FINANCIAL REPORT:

- a. BARBARA LEWIS TO GO OVER FINANCIAL REPORT FOR SEPTEMBER 2018
- b. MOTION TO APPROVE BILLS FOR SEPTEMBER 2018

V.P. Hopper made a **MOTION** to approve bills for September 2018.

Motion SECONDED

Yea: 5(BH, PM, DC, CR, SS) Nay: 0 Abstain: 0
Board concurs and Motion passes

5. WATER OPERATIONS REPORT:

- a. SYSTEM REPORT FOR SEPTEMBER 2018 - DISCUSSION AND APPROPRIATE ACTION

6. MANAGERS REPORT AND BUSINESS:

- a. CONFLICT OF INTEREST CODE CORRECTION – DISCUSSION AND APPROPRIATE ACTION
b. BACKHOE TRAINING – DISCUSSION AND APPROPRIATE ACTION

V.P. Hopper made a MOTION to approve the corrections to the Conflict of Interest Policy.

Motion SECONDED

Yea: 5(BH, PM, DC, CR, SS)
Board concurs and Motion passes

Nay: 0 Abstain: 0

V.P. Hopper made a MOTION to table item 6.b (Backhoe Training) indefinitely.

Motion SECONDED

Yea: 5(BH, PM, DC, CR, SS)
Board concurs and Motion passes

Nay: 0 Abstain: 0

7. PUBLIC PRESENTATIONS:

PLEASE LIMIT ANY PRESENTATIONS OR ANNOUNCEMENTS TO THREE (3) MINUTES PER PERSON. THIS PORTION OF THE MEETING IS RESERVED FOR PERSONS TO ADDRESS THE BOARD OF DIRECTORS ON ANY MATTER NOT ON THE AGENDA, BUT UNDER THE JURISDICTION OF THE BOARD.

8. LOCAL COMMUNITY WATER DISCUSSION:

- a. UPDATE ON SOLAR DISCUSSION (SEC/TREASURER MAILLIS AND V.P HOPPER)

9. CASTAIC BASIN GSA:

- a. CASTAC BASIN GSA STAKEHOLDER SURVEY
b. STAKEHOLDER COMMUNICATION AND ENGAGEMENT PLAN

10. UNFINISHED BUSINESS:

- a. DWSRF GRANT - DISCUSSION AND APPROPRIATE ACTION (REQUESTED BY SAMUEL STERN)
b. ANNEXATION OF FRAZIER MOUNTAIN HIGH SCHOOL-DISCUSSION AND APPROPRIATE ACTION (REQUESTED BY ARMANDO MURRIETA)

V.P. Hopper made a MOTION to approve the increase of samples collected with an estimated cost of \$5,000 for Test Well Site 2 as long as it doesn't exceed the Grant funding.

Motion SECONDED

Yea: 5(BH, PM, DC, CR, SS)
Board concurs and Motion passes

Nay: 0 Abstain: 0

11. NEW BUSINESS:

- a. PART TIME OFFICE HELP-DISCUSSION AND APPROPRIATE ACTION (REQUESTED BY PRESIDENT STERN)
b. MINI EXCAVATOR-DISCUSSION AND APPROPRIATE ACTION (REQUESTED BY CARL RADUSCH)
c. EMERGENCY PLAN- DISCUSSION AND APPROPRIATE ACTION
d. DIP TANK-DISCUSSION AND APPROPRIATE ACTION (REQUESTED BY V.P. HOPPER)
e. MONTHLY NEWSLETTER-DISCUSSION AND APPROPRIATE ACTION (REQUESTED BY PRESIDENT STERN)

V.P. Hopper made a MOTION to table item 11.a (Part time office help) until next meeting.

Motion SECONDED

Yea: 5(BH, PM, DC, CR, SS) Nay: 0 Abstain: 0
Board concurs and Motion passes

V.P. Hopper made a MOTION to table item 11.b (Mini Excavator) until next meeting and move it up to the beginning of meeting.

Motion SECONDED

Yea: 5(BH, PM, DC, CR, SS) Nay: 0 Abstain: 0
Board concurs and Motion passes

V.P. Hopper made a MOTION to table item 11.c (Emergency Plan) until next meeting.

Motion SECONDED

Yea: 5(BH, PM, DC, CR, SS) Nay: 0 Abstain: 0
Board concurs and Motion passes

V.P. Hopper made a MOTION to table item 11.d (Dip Tank) until next meeting.

Motion SECONDED

Yea: 5(BH, PM, DC, CR, SS) Nay: 0 Abstain: 0
Board concurs and Motion passes

V.P. Hopper made a MOTION to table item 11.e (Monthly Newsletter) until next meeting.

Motion SECONDED

Yea: 5(BH, PM, DC, CR, SS) Nay: 0 Abstain: 0
Board concurs and Motion passes

12. BOARD/STAFF PROPOSED AGENDA ITEMS

- a. ISOLATION VALVES
- b. TELEMETRY SYSTEM
- c. DISCUSS MEETING LENGTH

14. ANNOUNCE DATE/TIME OF THE NEXT MEETING

Meeting will be held Tuesday November 13, 2018 @ 6pm

15. ADJOURNMENT

V.P. Hopper made a MOTION to adjourn meeting.

Motion SECONDED

Yea: 5(BH, PM, DC, SS, CR) Nay: 0 Abstain: 0
Board concurs and Motion passes

MEETING WAS ADJOURNED AT 8:27PM

9:26 AM

11/05/18

LEBEC COUNTY WATER DISTRICT
Reconciliation Summary
1040 · Grant Checking Account, Period Ending 10/31/2018

	<u>Oct 31, 18</u>
Beginning Balance	25.00
Cleared Balance	25.00
Register Balance as of 10/31/2018	25.00
Ending Balance	25.00

9:46 AM

11/05/18

LEBEC COUNTY WATER DISTRICT
Reconciliation Summary
1020 · Lebec Co Water Dist. - Checking, Period Ending 10/31/2018

	<u>Oct 31, 18</u>
Beginning Balance	78,921.94
Cleared Transactions	
Checks and Payments - 53 ite...	-38,894.00
Deposits and Credits - 40 items	51,837.07
Total Cleared Transactions	<u>12,943.07</u>
Cleared Balance	<u><u>91,865.01</u></u>
Uncleared Transactions	
Checks and Payments - 22 ite...	<u>-37,563.16</u>
Total Uncleared Transactions	<u>-37,563.16</u>
Register Balance as of 10/31/2018	<u><u>54,301.85</u></u>
New Transactions	
Checks and Payments - 8 items	<u>-7,372.52</u>
Total New Transactions	<u>-7,372.52</u>
Ending Balance	<u><u>46,929.33</u></u>

9:26 AM

11/05/18

LEBEC COUNTY WATER DISTRICT
Reconciliation Detail
1040 - Grant Checking Account, Period Ending 10/31/2018

Type	Date	Num	Name	Clr	Amount	Balance
Beginning Balance						25.00
Cleared Balance						25.00
Register Balance as of 10/31/2018						25.00
Ending Balance						<u>25.00</u>

LEBEC COUNTY WATER DISTRICT
Reconciliation Detail
1020 · Lebec Co Water Dist. - Checking, Period Ending 10/31/2018

Type	Date	Num	Name	Clr	Amount	Balance
Beginning Balance						78,921.94
Cleared Transactions						
Checks and Payments - 53 items						
Bill Pmt -Check	08/22/2018	8635	Stern, Samuel	X	-100.00	-100.00
Bill Pmt -Check	09/19/2018	8681	Radusch,Carl	X	-100.00	-200.00
Paycheck	09/24/2018	8688	Michael D Highto...	X	-2,264.07	-2,464.07
Check	09/24/2018	8692	AFLAC	X	-203.74	-2,667.81
Check	09/24/2018	8690	FTB	X	-129.37	-2,797.18
Bill Pmt -Check	10/04/2018	8705	Mayer Hoffman M...	X	-6,625.00	-9,422.18
Bill Pmt -Check	10/04/2018	8707	Santana's Pumping	X	-2,360.55	-11,782.73
Bill Pmt -Check	10/04/2018	8700	Ca Bank-Visa	X	-1,856.84	-13,639.57
Bill Pmt -Check	10/04/2018	8711	Sunbelt Rentals, I...	X	-1,548.05	-15,187.62
Bill Pmt -Check	10/04/2018	8708	SCE 2-03-200-81...	X	-1,083.52	-16,271.14
Bill Pmt -Check	10/04/2018	8701	Core & Main	X	-631.79	-16,902.93
Bill Pmt -Check	10/04/2018	8709	State Compensat...	X	-579.00	-17,481.93
Bill Pmt -Check	10/04/2018	8714	Lewis & Associates	X	-450.00	-17,931.93
Liability Check	10/04/2018	E-pay	EDD	X	-220.47	-18,152.40
Bill Pmt -Check	10/04/2018	8697	At&T Office	X	-173.40	-18,325.80
Bill Pmt -Check	10/04/2018	8699	BC Laboratories	X	-137.50	-18,463.30
Bill Pmt -Check	10/04/2018	8702	Independent Fire ...	X	-126.26	-18,589.56
Bill Pmt -Check	10/04/2018	8703	KCTTC	X	-110.89	-18,700.45
Bill Pmt -Check	10/04/2018	8696	3D Imaging Syste...	X	-109.84	-18,810.29
Bill Pmt -Check	10/04/2018	8712	Verizon Wireless	X	-106.48	-18,916.77
Bill Pmt -Check	10/04/2018	8706	Radusch,Carl	X	-100.00	-19,016.77
Bill Pmt -Check	10/04/2018	8704	Maillis, Patricia E	X	-100.00	-19,116.77
Bill Pmt -Check	10/04/2018	8698	AUS	X	-81.28	-19,198.05
Bill Pmt -Check	10/04/2018	8713	Wells Fargo Bank	X	-53.77	-19,251.82
Paycheck	10/05/2018	8716	Jessica Carroll	X	-2,096.74	-21,348.56
Paycheck	10/05/2018	8717	Michael D Highto...	X	-1,851.67	-23,200.23
Paycheck	10/05/2018	8715	Javier T Rodriguez	X	-982.39	-24,182.62
Check	10/05/2018	8718	Ca State Disburs...	X	-199.38	-24,382.00
Check	10/05/2018	8719	FTB	X	-129.37	-24,511.37
Liability Check	10/08/2018	E-pay	EFTPS	X	-1,664.20	-26,175.57
Bill Pmt -Check	10/08/2018	8720	West Coast Truc...	X	-324.00	-26,499.57
Liability Check	10/08/2018	E-pay	EDD	X	-292.34	-26,791.91
Bill Pmt -Check	10/15/2018	8728	PGE5159	X	-2,134.90	-28,926.81
Bill Pmt -Check	10/15/2018	8730	PGE8279	X	-1,004.91	-29,931.72
Bill Pmt -Check	10/15/2018	8724	Jessica M. Carroll	X	-625.54	-30,557.26
Bill Pmt -Check	10/15/2018	8721	Anthem Blue Cross	X	-157.28	-30,714.54
Bill Pmt -Check	10/15/2018	8726	Maillis, Patricia E	X	-100.00	-30,814.54
Bill Pmt -Check	10/15/2018	8732	Radusch,Carl	X	-100.00	-30,914.54
Bill Pmt -Check	10/15/2018	8735	STREAMLINE	X	-75.00	-30,989.54
Bill Pmt -Check	10/15/2018	8733	SCE 2-36-538-21...	X	-65.54	-31,055.08
Bill Pmt -Check	10/15/2018	8722	AUS Aramark	X	-46.74	-31,101.82
Bill Pmt -Check	10/15/2018	8731	Price Disposal	X	-42.33	-31,144.15
Bill Pmt -Check	10/15/2018	8727	PGE4923	X	-25.70	-31,169.85
Bill Pmt -Check	10/15/2018	8729	PGE5230	X	-19.06	-31,188.91
Bill Pmt -Check	10/15/2018	8723	Cash	X	-16.05	-31,204.96
Paycheck	10/22/2018	8738	Michael D Highto...	X	-2,116.08	-33,321.04
Paycheck	10/22/2018	8737	Jessica Carroll	X	-2,096.76	-35,417.80
Liability Check	10/22/2018	E-pay	EFTPS	X	-1,911.44	-37,329.24
Paycheck	10/22/2018	8736	Javier T Rodriguez	X	-1,140.16	-38,469.40
Liability Check	10/22/2018	E-pay	EDD	X	-363.60	-38,833.00
Check	10/31/2018		Cal Bank & Trust	X	-30.00	-38,863.00
Check	10/31/2018			X	-25.00	-38,888.00
Check	10/31/2018		QuickBooks Payr...	X	-6.00	-38,894.00
Total Checks and Payments					-38,894.00	-38,894.00

LEBEC COUNTY WATER DISTRICT
Reconciliation Detail
1020 - Lebec Co Water Dist. - Checking, Period Ending 10/31/2018

Type	Date	Num	Name	Clr	Amount	Balance
Deposits and Credits - 40 items						
Deposit	10/05/2018			X	600.00	600.00
Deposit	10/05/2018			X	2,660.00	3,260.00
Deposit	10/08/2018			X	35.69	3,295.69
Deposit	10/08/2018			X	47.28	3,342.97
Deposit	10/08/2018			X	60.85	3,403.82
Deposit	10/08/2018			X	84.02	3,487.84
Deposit	10/08/2018			X	187.31	3,675.15
Deposit	10/08/2018			X	1,140.01	4,815.16
Deposit	10/08/2018			X	13,398.79	18,213.95
Deposit	10/10/2018			X	72.66	18,286.61
Deposit	10/10/2018			X	223.98	18,510.59
Deposit	10/10/2018			X	292.54	18,803.13
Deposit	10/10/2018			X	960.40	19,763.53
Deposit	10/10/2018			X	1,990.12	21,753.65
Deposit	10/15/2018			X	40.01	21,793.66
Deposit	10/15/2018			X	45.00	21,838.66
Deposit	10/15/2018			X	50.00	21,888.66
Deposit	10/15/2018			X	85.00	21,973.66
Deposit	10/15/2018			X	110.63	22,084.29
Deposit	10/15/2018			X	295.00	22,379.29
Deposit	10/15/2018			X	14,357.91	36,737.20
Deposit	10/16/2018			X	221.26	36,958.46
Deposit	10/16/2018			X	1,196.63	38,155.09
Deposit	10/19/2018			X	40.01	38,195.10
Deposit	10/19/2018			X	50.00	38,245.10
Deposit	10/19/2018			X	100.00	38,345.10
Deposit	10/19/2018			X	111.00	38,456.10
Deposit	10/19/2018			X	406.54	38,862.64
Deposit	10/19/2018			X	6,790.04	45,652.68
Deposit	10/25/2018			X	164.14	45,816.82
Deposit	10/25/2018			X	247.72	46,064.54
Deposit	10/25/2018			X	525.70	46,590.24
Deposit	10/25/2018			X	1,941.53	48,531.77
Deposit	10/26/2018			X	165.23	48,697.00
Deposit	10/26/2018			X	658.80	49,355.80
Check	10/31/2018	8756	Void	X	0.00	49,355.80
Check	10/31/2018	8755	Void	X	0.00	49,355.80
Deposit	10/31/2018			X	35.00	49,390.80
Deposit	10/31/2018			X	52.25	49,443.05
Deposit	10/31/2018			X	2,394.02	51,837.07
Total Deposits and Credits					51,837.07	51,837.07
Total Cleared Transactions					12,943.07	12,943.07
Cleared Balance					12,943.07	91,865.01
Uncleared Transactions						
Checks and Payments - 22 items						
Bill Pmt -Check	01/19/2018	8304	Vince Stanton		-60.00	-60.00
Bill Pmt -Check	09/19/2018	8682	Stern, Samuel		-100.00	-160.00
Bill Pmt -Check	10/04/2018	8710	Stern, Samuel		-100.00	-260.00
Bill Pmt -Check	10/15/2018	8725	Jonathan Barnes		-715.00	-975.00
Bill Pmt -Check	10/15/2018	8734	Stern, Samuel		-100.00	-1,075.00
Liability Check	10/22/2018	8739	Wells Fargo IRA		-387.54	-1,462.54
Check	10/22/2018	8741	Ca State Disburs...		-199.38	-1,661.92
Check	10/22/2018	8740	FTB		-129.37	-1,791.29
Bill Pmt -Check	10/31/2018	8757	Santana's Pumping		-26,843.00	-28,634.29
Bill Pmt -Check	10/31/2018	8751	Trevino, Timothy		-2,500.00	-31,134.29
Bill Pmt -Check	10/31/2018	8747	Core & Main		-1,318.49	-32,452.78
Bill Pmt -Check	10/31/2018	8749	Santana's Pumping		-1,192.50	-33,645.28
Bill Pmt -Check	10/31/2018	8746	Blue Shield		-1,022.29	-34,667.57
Bill Pmt -Check	10/31/2018	8753	Wainright Emilie		-1,000.00	-35,667.57
Bill Pmt -Check	10/31/2018	8750	SCE 2-03-200-81...		-928.44	-36,596.01
Bill Pmt -Check	10/31/2018	8748	P & J Electric Inc		-384.45	-36,980.46
Bill Pmt -Check	10/31/2018	8742	3D Imaging Syste...		-170.24	-37,150.70
Bill Pmt -Check	10/31/2018	8752	Verizon Wireless		-106.87	-37,257.57
Bill Pmt -Check	10/31/2018	8754	Wells Fargo Bank		-96.53	-37,354.10

9:46 AM

11/05/18

LEBEC COUNTY WATER DISTRICT

Reconciliation Detail

1020 - Lebec Co Water Dist. - Checking, Period Ending 10/31/2018

Type	Date	Num	Name	Cir	Amount	Balance
Bill Pmt -Check	10/31/2018	8745	AUS Aramark		-81.28	-37,435.38
Bill Pmt -Check	10/31/2018	8744	AT&T Uverse		-80.00	-37,515.38
Bill Pmt -Check	10/31/2018	8743	Ability Answering ...		-47.78	-37,563.16
Total Checks and Payments					-37,563.16	-37,563.16
Total Uncleared Transactions					-37,563.16	-37,563.16
Register Balance as of 10/31/2018					-24,620.09	54,301.85
New Transactions						
Checks and Payments - 8 items						
Paycheck	11/05/2018	8759	Jessica Carroll		-2,096.74	-2,096.74
Paycheck	11/05/2018	8760	Michael D Hight...		-1,942.14	-4,038.88
Liability Check	11/05/2018	E-pay	EFTPS		-1,667.48	-5,706.36
Paycheck	11/05/2018	8758	Javier T Rodriguez		-946.31	-6,652.67
Liability Check	11/05/2018	E-pay	EDD		-294.58	-6,947.25
Check	11/05/2018	8763	AFLAC		-203.74	-7,150.99
Check	11/05/2018	8761	Ca State Disburs...		-199.38	-7,350.37
Check	11/05/2018	8762	FTB		-22.15	-7,372.52
Total Checks and Payments					-7,372.52	-7,372.52
Total New Transactions					-7,372.52	-7,372.52
Ending Balance					-31,992.61	46,929.33

11:59 AM

LEBEC COUNTY WATER DISTRICT

Profit & Loss YTD Comparison

11/08/18

Accrual Basis

October 2018

	Oct 18	Jul - Oct 18
Ordinary Income/Expense		
Income		
4000 · Operating Revenue		
4010 · Commercial	17,124.57	86,453.04
4040 · Residential	13,925.63	63,357.82
4100 · Kern Co Tax Income	1,196.63	4,041.01
4120 · Surplus Water	2,155.59	3,809.34
4130 · Will Serve	88.16	385.70
4140 · Late Charges & Customer Charg...	526.53	6,208.05
Total 4000 · Operating Revenue	35,017.11	164,254.96
Total Income	35,017.11	164,254.96
Expense		
6020 · Auto Expense		
6022 · Gas	491.10	2,100.78
6028 · Repairs		
6028.1 · GMC	0.00	1,043.47
Total 6028 · Repairs	0.00	1,043.47
6030 · Service		
6030.1 · Dodge Service	83.43	314.04
6030.2 · Gmc Service	187.30	371.45
Total 6030 · Service	270.73	685.49
Total 6020 · Auto Expense	761.83	3,829.74
6040 · Bank Service Charge	25.00	100.00
6050 · Compensation of Board	300.00	1,400.00
6060 · Contracted Maintenance Services	384.45	384.45
6065 · Depreciation	3,925.75	15,703.00
6070 · Dues & Subscriptions	1,766.00	1,916.00
6075 · Education	0.00	263.00
6090 · Equipment Rental	96.53	3,375.18
6095 · Fees and Permits	125.00	280.00
6110 · Insurance		
6112 · Insurance - AFLAC	0.00	0.00
6113 · Medical Insurance	1,106.91	4,837.23
6115 · Business Insurance	737.25	3,686.25
6120 · Workers Compensation Insurance	981.51	3,297.51
Total 6110 · Insurance	2,825.67	11,820.99
6130 · Maintenance		
6135 · Maintenance Services-System	28,035.50	52,516.62
6140 · Maintenance Supplies	1,318.49	6,345.33
Total 6130 · Maintenance	29,353.99	58,861.95
6145 · Meals & Entertainment	183.00	183.00
6155 · Office Expense		
6170 · Answering Service	47.78	145.04
6175 · Office Repair	170.24	529.63
6182 · Supplies-GSA	0.00	102.28

LEBEC COUNTY WATER DISTRICT

Profit & Loss YTD Comparison

11/08/18

Accrual Basis

October 2018

	Oct 18	Jul - Oct 18
6185 · Supplies	252.18	677.40
6186 · Rugs	81.28	365.76
Total 6155 · Office Expense	551.48	1,820.11
6205 · Outside Services	918.00	1,669.50
6210 · Payroll Expenses	657.50	2,373.58
6215 · Payroll - Gross Wages	14,664.34	54,657.17
6235 · Payroll Service Fees	6.00	24.00
6245 · Postage	0.00	1,042.09
6250 · Professional Fees		
6255 · Accounting / Bookkeeping	450.00	1,950.00
6260 · Audit	0.00	6,625.00
6270 · Legal	0.00	379.50
Total 6250 · Professional Fees	450.00	8,954.50
6290 · Rent	1,000.00	5,000.00
6300 · Repairs & Maintenance		
6303 · System Maint and Repairs	240.80	704.74
Total 6300 · Repairs & Maintenance	240.80	704.74
6310 · Software System	0.00	99.99
6315 · Taxes		
6320 · Payroll Taxes	1,099.82	5,066.55
6325 · Property Tax	0.00	110.89
Total 6315 · Taxes	1,099.82	5,177.44
6340 · Telephone	361.39	1,452.03
6345 · Travel	441.93	441.93
6352 · Uniforms	46.74	164.99
6355 · Utilities - Office		
6360 · Electric	123.71	332.87
6370 · Trash	84.66	211.65
Total 6355 · Utilities - Office	208.37	544.52
6375 · Utilities - Pumps		
6380 · Electric	4,113.01	15,977.86
Total 6375 · Utilities - Pumps	4,113.01	15,977.86
6390 · Water Test	542.50	1,607.50
Total Expense	65,049.10	199,829.26
Net Ordinary Income	-30,031.99	-35,574.30
Other Income/Expense		
Other Income		
9000 · Interest Income	0.00	19.18
9015 · Grant Income	0.00	-588.57
Total Other Income	0.00	-569.39

11:59 AM

11/08/18

Accrual Basis

LEBEC COUNTY WATER DISTRICT Profit & Loss YTD Comparison

October 2018

	Oct 18	Jul - Oct 18
Other Expense		
9016 - Grant Expense	715.00	2,882.32
Total Other Expense	715.00	2,882.32
Net Other Income	-715.00	-3,451.71
Net Income	-30,746.99	-39,026.01

LEBEC COUNTY WATER DISTRICT

11/08/18

Balance Sheet

Accrual Basis

As of October 31, 2018

	Oct 31, 18
ASSETS	
Current Assets	
Checking/Savings	
1011 - Customer Change Petty Ca	300.00
1020 - Lebec Co Water Dist. - Checki...	54,098.11
1040 - Grant Checking Account	25.00
1080 - Savings	
1081 - Emergency Fund Reserve	120,000.00
1080 - Savings - Other	505,181.11
Total 1080 - Savings	625,181.11
Total Checking/Savings	679,604.22
Accounts Receivable	
1200 - Accounts Receivable	38,736.08
Total Accounts Receivable	38,736.08
Other Current Assets	
1260 - Bad Debt Loss A/R	-231.55
1360 - Prepaid Insurance	5,160.75
Total Other Current Assets	4,929.20
Total Current Assets	723,269.50
Fixed Assets	
1290 - Grants Receivable	14,038.00
1400 - Fixed Assets	
1410 - Land	15,521.00
1425 - C-Train Storage Unit	4,440.15
1430 - Office Equipment	4,352.00
1440 - RVS Software	2,800.00
1450 - 2011 Dodge Truck	36,179.75
1460 - 2012 Chevy Truck	17,544.00
1470 - Soft Start Well	7,975.00
1480 - Used Welder	2,600.00
1495 - Generator	8,225.00
1500 - Other Equipment	8,250.00
1530 - Inventory	43,629.59
1590 - Lebec Well Motor Pump	10,109.35
1600 - Pumps & Wells	154,313.40
1601 - Chimney Cyn Pump Motor	10,982.70
1602 - Pump Equipment	36,932.00
1610 - Tanks	306,208.72
1615 - Tank Ladders	6,972.00
1620 - Transmission & Distribution	636,423.00
1630 - Tools	2,220.73
1631 - Portable Pump	1,864.00
1690 - Accumulated Depreciation	-905,089.33
Total 1400 - Fixed Assets	412,453.06
Total Fixed Assets	426,491.06
Other Assets	

12:01 PM

11/08/18

Accrual Basis

LEBEC COUNTY WATER DISTRICT

Balance Sheet

As of October 31, 2018

	Oct 31, 18
1800 · Deposits	1,000.00
Total Other Assets	1,000.00
TOTAL ASSETS	1,150,760.56
LIABILITIES & EQUITY	
Liabilities	
Current Liabilities	
Accounts Payable	
2010 · Accounts Payable	5,814.07
Total Accounts Payable	5,814.07
Other Current Liabilities	
2030 · Surplus Water Deposits	1,500.00
2110 · Direct Deposit Liabilities	288.24
2300 · Payroll Liabilities	
2310 · Federal Withholding	-0.11
2320 · FICA	-0.45
2330 · State Withholding	0.41
2350 · SUTA	0.07
2360 · SDI	-0.14
2300 · Payroll Liabilities - Other	2,960.51
Total 2300 · Payroll Liabilities	2,960.29
Total Other Current Liabilities	4,748.53
Total Current Liabilities	10,562.60
Total Liabilities	10,562.60
Equity	
3290 · Fund Balance -Net Assets	797,919.12
3300 · Retained Earnings	345,186.85
3310 · Prior Period Adjustment	36,118.00
Net Income	-39,026.01
Total Equity	1,140,197.96
TOTAL LIABILITIES & EQUITY	1,150,760.56

11:49 AM

LEBEC COUNTY WATER DISTRICT

11/08/18

A/P Aging Detail

As of November 8, 2018

<u>Name</u>	<u>Memo</u>	<u>Open Balance</u>
Current		
At&T Office	6340 office phones	174.52
BC Laboratories	6390 testing fees	542.50
Cash	6185 office bottled water	16.05
Ca Bank-Visa	visa credit card	1,553.99
CSDA	6070 annual dues	1,651.00
Kern County Envir...	6095 backflow fee 6095	125.00
Price Disposal	6370 TRASH SERVICE	42.33
SCE 2-36-538-2134	6360 office electric	58.17
State Compensati...	6120 workers comp insurance	626.33
State Compensati...	6120 workers comp increase d...	355.18
STREAMLINE	6070 website maint	75.00
West Coast Truck ...	6205 office help	594.00
Lewis & Associates	6255 bookkeeping	450.00
West Coast Truck ...	6205 office help	324.00
Anthem Blue Cross	6113 Group number J06447	157.28
AUS Aramark		46.74
Jonathan Barnes		715.00
Cash	6185 office storage bags	16.05
PGE4923	6380 Ridge Route Pump	25.70
PGE5159	6380 State Well Pump Electrici...	2,134.90
PGE8279	6380 Lebec Well Pump Electrici...	1,004.91
PGE5230	6380 Landfill Rd Booster Electr...	19.06
Price Disposal	6370 TRASH SERVICE	42.33
SCE 2-36-538-2134	6360 office electric	65.54
STREAMLINE	6070 website maint	75.00
Jessica M. Carroll	6145/6345 Clerk of the Board C...	625.54
Stern, Samuel	Regular Meeting 10-9-18	100.00
Maillis, Patricia E	10-9-18 Regular Meeting	100.00
Radusch,Carl	10-9-18 Regular Meeting	100.00
3D Imaging Syste...		170.24
Ability Answering ...		47.78
AUS Aramark		40.64
AUS Aramark		40.64
AT&T Uverse		80.00
Blue Shield	6113 Acct# W00886361000 me...	1,022.29
Core & Main		1,318.49
P & J Electric Inc		384.45
Santana's Pumping	6135 repair Landfill Road-Broke...	1,192.50
Santana's Pumping	6135 Jehovah Witness Line Re...	26,843.00
SCE 2-03-200-8187		928.44
Verizon Wireless		106.87
Wainright Emilie		1,000.00
Wells Fargo Bank		96.53
Trevino, Timothy		2,500.00

LEBEC COUNTY WATER DISTRICT

Profit & Loss YTD Comparison

11/08/18

Accrual Basis

July through October 2018

	Jul - Oct 18	Jul - Oct 18
Ordinary Income/Expense		
Income		
4000 · Operating Revenue		
4010 · Commercial	86,453.04	86,453.04
4040 · Residential	63,357.82	63,357.82
4100 · Kern Co Tax Income	4,041.01	4,041.01
4120 · Surplus Water	3,809.34	3,809.34
4130 · Will Serve	385.70	385.70
4140 · Late Charges & Customer Charg...	6,208.05	6,208.05
Total 4000 · Operating Revenue	164,254.96	164,254.96
Total Income	164,254.96	164,254.96
Expense		
6020 · Auto Expense		
6022 · Gas	2,100.78	2,100.78
6028 · Repairs		
6028.1 · GMC	1,043.47	1,043.47
Total 6028 · Repairs	1,043.47	1,043.47
6030 · Service		
6030.1 · Dodge Service	314.04	314.04
6030.2 · Gmc Service	371.45	371.45
Total 6030 · Service	685.49	685.49
Total 6020 · Auto Expense	3,829.74	3,829.74
6040 · Bank Service Charge	100.00	100.00
6050 · Compensation of Board	1,400.00	1,400.00
6060 · Contracted Maintenance Services	384.45	384.45
6065 · Depreciation	15,703.00	15,703.00
6070 · Dues & Subscriptions	1,916.00	1,916.00
6075 · Education	263.00	263.00
6090 · Equipment Rental	3,375.18	3,375.18
6095 · Fees and Permits	280.00	280.00
6110 · Insurance		
6112 · Insurance - AFLAC	0.00	0.00
6113 · Medical Insurance	4,837.23	4,837.23
6115 · Business Insurance	3,686.25	3,686.25
6120 · Workers Compensation Insurance	3,297.51	3,297.51
Total 6110 · Insurance	11,820.99	11,820.99
6130 · Maintenance		
6135 · Maintenance Services-System	52,516.62	52,516.62
6140 · Maintenance Supplies	6,345.33	6,345.33
Total 6130 · Maintenance	58,861.95	58,861.95
6145 · Meals & Entertainment	183.00	183.00
6155 · Office Expense		
6170 · Answering Service	145.04	145.04
6175 · Office Repair	529.63	529.63
6182 · Supplies-GSA	102.28	102.28

LEBEC COUNTY WATER DISTRICT

Profit & Loss YTD Comparison

July through October 2018

	Jul - Oct 18	Jul - Oct 18
6185 · Supplies	677.40	677.40
6186 · Rugs	365.76	365.76
Total 6155 · Office Expense	1,820.11	1,820.11
6205 · Outside Services	1,669.50	1,669.50
6210 · Payroll Expenses	2,373.58	2,373.58
6215 · Payroll - Gross Wages	54,657.17	54,657.17
6235 · Payroll Service Fees	24.00	24.00
6245 · Postage	1,042.09	1,042.09
6250 · Professional Fees		
6255 · Accounting / Bookkeeping	1,950.00	1,950.00
6260 · Audit	6,625.00	6,625.00
6270 · Legal	379.50	379.50
Total 6250 · Professional Fees	8,954.50	8,954.50
6290 · Rent	5,000.00	5,000.00
6300 · Repairs & Maintenance		
6303 · System Maint and Repairs	704.74	704.74
Total 6300 · Repairs & Maintenance	704.74	704.74
6310 · Software System	99.99	99.99
6315 · Taxes		
6320 · Payroll Taxes	5,066.55	5,066.55
6325 · Property Tax	110.89	110.89
Total 6315 · Taxes	5,177.44	5,177.44
6340 · Telephone	1,452.03	1,452.03
6345 · Travel	441.93	441.93
6352 · Uniforms	164.99	164.99
6355 · Utilities - Office		
6360 · Electric	332.87	332.87
6370 · Trash	211.65	211.65
Total 6355 · Utilities - Office	544.52	544.52
6375 · Utilities - Pumps		
6380 · Electric	15,977.86	15,977.86
Total 6375 · Utilities - Pumps	15,977.86	15,977.86
6390 · Water Test	1,607.50	1,607.50
Total Expense	199,829.26	199,829.26
Net Ordinary Income	-35,574.30	-35,574.30
Other Income/Expense		
Other Income		
9000 · Interest Income	19.18	19.18
9015 · Grant Income	-588.57	-588.57
Total Other Income	-569.39	-569.39

12:02 PM

11/08/18

Accrual Basis

LEBEC COUNTY WATER DISTRICT
Profit & Loss YTD Comparison
July through October 2018

	<u>Jul - Oct 18</u>	<u>Jul - Oct 18</u>
Other Expense		
9016 - Grant Expense	2,882.32	2,882.32
Total Other Expense	2,882.32	2,882.32
Net Other Income	-3,451.71	-3,451.71
Net Income	-39,026.01	-39,026.01

Lebec County Water District.

Monthly Distribution Report

October 2018

By: Mike Hightower, Jr.

Well Reports:

State Well

Month	October	September	Difference	Uranium	Fluoride	Nitrate
Static Level	134' 3"	134'1"	-2"	pCi/L 16	mg/L 1.7	25 mg/L
Drawdown	135'6"	135'4"	-2"		Month: Oct 2018	
GPM	230 Gpm	230 Gpm	0		Bacteriological:	
Total Gallons	2,442,310	2,219,802	+222,508		Absent	

Lebec Well

Month	October	September	Difference	Uranium	Fluoride	Nitrate
Static Level	96'10"	96'3"	-7"	pCi/L 11	mg/L1.3	23 mg/L
Drawdown	108'3"	107'8"	-7"		Month: Oct 2018	
GPM	210 Gpm	210 Gpm	0		Bacteriological:	
Total Gallons	1,763,762	1,840,656	-76,894		Absent	

Chimney Canyon Well

Month	October	September	Difference	Uranium	Fluoride	Nitrate
Static Level	184'10"	184'6"	-4"	pCi/L 22	mg/L 2.0	mg/L26
Drawdown	212'10"	212'6"	-4"		Month: Oct 2018	
GPM	100 Gpm	100 Gpm	0		Bacteriological:	
Total Gallons	1,863,373	1,571,196	+292,177		Absent	

Month	October	September	Difference
Water Pumped	6,069,445	5,849,046 Gal	+220,399
Water Sold	5,942,273Gal	5,631,651 Gal	+310,622
Water Loss	859,737 Gal	217,395 Gal	8% Sept 2018

Cuddy Creek Well - Non-Potable

Month	October	September	Difference	Uranium	Fluoride	Nitrate
Static Level	177 Feet	177 Feet	0	pC/l n/a	mg/Ln/a	mg/Ln/a
Drawdown	188 Feet	188 Feet	0		Month: Oct 2018	
Total Gallons	0 Gal	0 Gal	0			

System Information:


- 1) All monthly bacteriological sampling returned an absent for coliform bacteria for the month of October 2018.
- 2) Source monitoring is completed for the fourth quarter of 2018. Results of the running average is displayed on page one. The numbers remain relatively the same, for all three sources.
- 3) One water leak was repaired using the assistance of Santana's Pumping. This leak was located at the corner of Landfill Rd and James Ways. Operators were in the process of exercising valves. The top of a 2" gate valve sheared off spewing water about. The Landfill Rd had to be isolated cutting service off to the customers on Landfill Road and James Way. The repair went smoothly and was repaired using a 2" gate valve and miscellaneous 2" galvanized piping and joints. **"Please see attached photos"**
- 4) Water Resource Control Board District 19 has issued this statement regarding Lead exceedance,
The State Water Resources Control Board, Division of Drinking Water (hereinafter "State Water Board") has received the lead and copper monitoring results for 2018 for Lebec County Water District (hereinafter "District"), public water system. The data shows that the lead 90th percentile was 0.021 mg/L which exceeds the 0.015 mg/L lead action level. A summary of the Lead monitoring results on file with the State Water Board can be found in **Appendix 3**. Since the lead action level was exceeded, the District is required to conduct standard tap sampling, source water monitoring, water quality parameter (hereinafter "WQP") monitoring, a corrosion control study (hereinafter "CCS"), lead service line replacement, and a lead public education program.

For information please feel free to read the actual **Lead Action Level Exceedance And Public Education Program For Systems Serving A Population Of 50,000 Persons Or Less For Lebec County Water District**.

- 5) I like to ask the board to table The Topics of Isolation and Telemetry of the Lebec well till the next meeting. I need more time to put together a summary of isolation and pricing for the telemetry setup.
- 6) The Dodge has had the transmission serviced at its scheduled interval of right around 60,000 miles. Chevy Truck has had its routine oil change and maintenance done also.
- 7) The C-Train has been reorganized and a additional shelfe has been added. The extra room has made this area very functional now. "Please See Attached Photos.

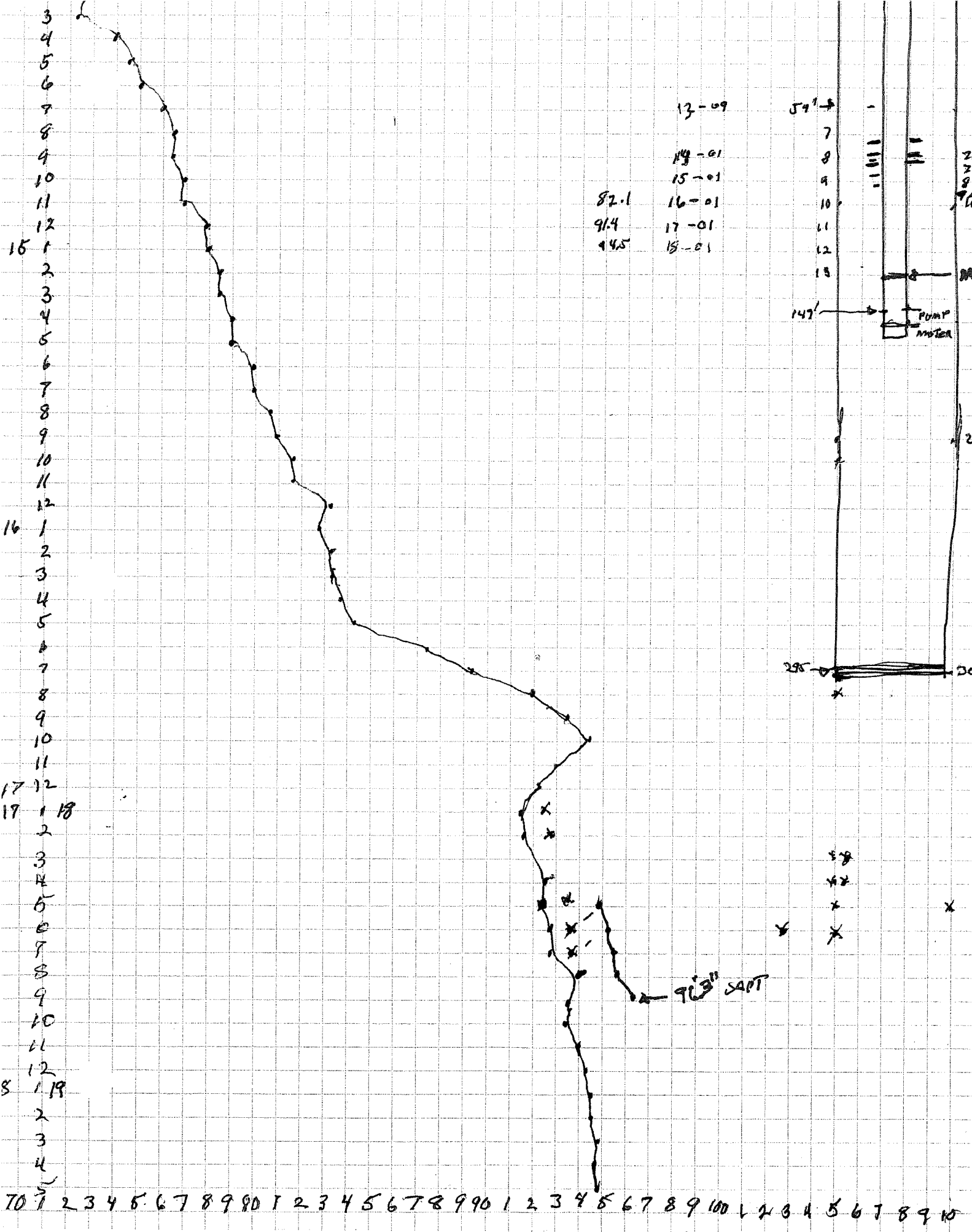
All other systems are functioning as they should, Thank You!

Photos of the Leak on Landfill Rd and James Way

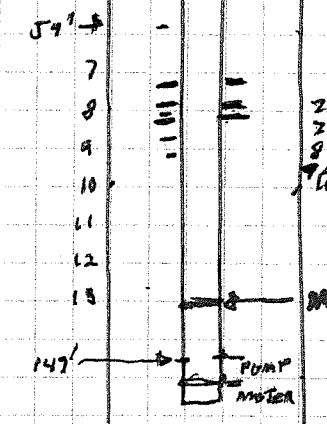


Pictures of the inside of the C-Train





13-09
 14-01
 15-01
 82.1
 91.4
 94.5
 16-01
 17-01
 18-01



96.3" SAOT

88
 82
 7
 x

3
 4
 5
 6
 7
 8
 9
 10
 11
 12
 15 1
 2
 3
 4
 5
 6
 7
 8
 9
 10
 11
 12
 16 1
 2
 3
 4
 5
 6
 7
 8
 9
 10
 11
 12
 17 12
 17 1 18
 2
 3
 4
 5
 6
 7
 8
 9
 10
 11
 12
 8 1 19
 2
 3
 4
 5

70 1 2 3 4 5 6 7 8 9 10 1 2 3 4 5 6 7 8 9 10 1 2 3 4 5 6 7 8 9 10 1 2 3 4 5 6 7 8 9 10

WATER LEVELS VARIED SIGNIFICANTLY OVER TIME

