



LCWD
Lebec County Water District

PACKET

DECEMBER 12, 2023

FOR PUBLIC VIEW ONLY

(Please do not remove from office)

1:20 PM

12/04/23

LEBEC COUNTY WATER DISTRICT
Reconciliation Summary
1040 · Grant Checking Account, Period Ending 11/30/2023

	<u>Nov 30, 23</u>
Beginning Balance	25.25
Cleared Balance	25.25
Register Balance as of 11/30/2023	25.25
Ending Balance	25.25

2:07 PM

12/04/23

LEBEC COUNTY WATER DISTRICT
Reconciliation Summary
1020 · Lebec Co Water Dist. - Checking, Period Ending 11/30/2023

	<u>Nov 30, 23</u>
Beginning Balance	117,846.49
Cleared Transactions	
Checks and Payments - 46 items	-102,755.60
Deposits and Credits - 34 items	88,466.35
Total Cleared Transactions	<u>-14,289.25</u>
Cleared Balance	<u>103,557.24</u>
Uncleared Transactions	
Checks and Payments - 17 items	-36,403.85
Deposits and Credits - 1 item	216.00
Total Uncleared Transactions	<u>-36,187.85</u>
Register Balance as of 11/30/2023	<u>67,369.39</u>
Ending Balance	67,369.39

10:10 AM
12/06/23
Accrual Basis

LEBEC COUNTY WATER DISTRICT
Profit & Loss YTD Comparison
November 2023

	<u>Nov 23</u>	<u>Jul - Nov 23</u>
Ordinary Income/Expense		
Income		
4000 · Operating Revenue		
4010 · Commercial	12,974.15	68,921.03
4040 · Residential	23,761.55	121,189.46
4100 · Kern Co Tax Income	2,964.44	8,810.86
4120 · Surplus Water	1,864.00	13,403.42
4130 · Will Serve	87.15	473.10
4140 · Late Charges & Customer Charges	-442.32	3,447.29
Total 4000 · Operating Revenue	41,208.97	216,245.16
Total Income	41,208.97	216,245.16
Expense		
6020 · Auto Expense		
6022 · Gas	267.45	3,529.10
6024 · Insurance	0.00	1,456.88
6028 · Repairs		
6028.2 · DODGE	0.00	583.00
Total 6028 · Repairs	0.00	583.00
6030 · Service		
6030.1 · Dodge Service	0.00	175.83
6030.2 · Chevy Service	8.65	886.87
Total 6030 · Service	8.65	1,062.70
Total 6020 · Auto Expense	276.10	6,631.68
6040 · Bank Service Charge	275.30	1,147.38
6050 · Compensation of Board	300.00	3,400.00
6051 · GSA Compensation of Board	0.00	200.00
6060 · Contracted Maintenance Services	0.00	6,937.81
6065 · Depreciation	5,135.91	25,679.55
6070 · Dues & Subscriptions	75.00	1,448.78
6075 · Education	0.00	854.99
6081 · Emergency Communications	51.46	257.30
6090 · Equipment Rental	206.76	1,211.58
6095 · Fees and Permits	0.00	145.00

10:10 AM

12/06/23

Accrual Basis

LEBEC COUNTY WATER DISTRICT
Profit & Loss YTD Comparison
 November 2023

	Nov 23	Jul - Nov 23
6110 · Insurance		
6112 · Insurance - AFLAC	-159.60	-32.76
6113 · Medical Insurance	1,942.01	8,755.18
6115 · Business Insurance	1,692.69	7,013.74
6120 · Workers Compensation Insurance	908.53	3,229.53
Total 6110 · Insurance	4,383.63	18,965.69
6130 · Maintenance		
6135 · Maintenance Services-System	0.00	3,389.68
6140 · Maintenance Supplies	1,784.76	10,130.36
Total 6130 · Maintenance	1,784.76	13,520.04
6145 · Meals & Entertainment	222.00	222.00
6155 · Office Expense		
6170 · Answering Service	67.44	348.96
6185 · Supplies	253.55	2,019.44
Total 6155 · Office Expense	320.99	2,368.40
6205 · Outside Services	0.00	3,146.64
6210 · Payroll Expenses	0.00	-252.00
6215 · Payroll - Gross Wages	19,200.57	83,702.73
6221 · IRA Contribution Expense	0.00	375.00
6235 · Payroll Service Fees	0.00	40.00
6245 · Postage	0.00	1,223.95
6250 · Professional Fees		
6255 · Accounting / Bookkeeping	500.00	2,600.00
6260 · Audit	0.00	1,000.00
6270 · Legal	1,794.25	1,794.25
Total 6250 · Professional Fees	2,294.25	5,394.25
6290 · Rent	1,000.00	6,000.00
6310 · Software System	1,432.00	1,641.87
6315 · Taxes		
6320 · Payroll Taxes	1,860.78	8,214.44
6325 · Property Tax	0.00	116.29
Total 6315 · Taxes	1,860.78	8,330.73
6340 · Telephone	748.61	4,049.24
6342 · Tools	328.44	328.44
6345 · Travel	736.85	883.40

10:10 AM
12/06/23
Accrual Basis

LEBEC COUNTY WATER DISTRICT
Profit & Loss YTD Comparison
November 2023

	<u>Nov 23</u>	<u>Jul - Nov 23</u>
6355 · Utilities - Office		
6360 · Electric	58.68	433.82
6365 · Gas	4.82	9.70
6370 · Trash	6.30	492.06
Total 6355 · Utilities - Office	69.80	935.58
6375 · Utilities - Pumps		
6380 · Electric	5,388.78	31,609.36
Total 6375 · Utilities - Pumps	5,388.78	31,609.36
6390 · Water Test	175.00	5,431.50
Total Expense	46,266.99	235,830.89
Net Ordinary Income	-5,058.02	-19,585.73
Other Income/Expense		
Other Income		
9000 · Interest Income	0.00	189.31
Total Other Income	0.00	189.31
Other Expense		
9016 · Grant Expense	0.00	4,101.25
Total Other Expense	0.00	4,101.25
Net Other Income	0.00	-3,911.94
Net Income	-5,058.02	-23,497.67

9:57 AM

LEBEC COUNTY WATER DISTRICT

12/06/23

Balance Sheet

Accrual Basis

As of November 30, 2023

	<u>Nov 30, 23</u>
ASSETS	
Current Assets	
Checking/Savings	
1011 - Customer Change Petty Ca	300.00
1020 - Lebec Co Water Dist. - Checking	64,264.42
1040 - Grant Checking Account	25.25
1080 - Savings	
1081 - Emergency Fund Reserve	120,000.00
1080 - Savings - Other	380,833.22
	<hr/>
Total 1080 - Savings	500,833.22
	<hr/>
Total Checking/Savings	565,422.89
Accounts Receivable	
1200 - Accounts Receivable	40,231.12
	<hr/>
Total Accounts Receivable	40,231.12
Other Current Assets	
1260 - Bad Debt Loss A/R	-99.52
1290 - Grants Receivable	5,118.00
1350 - Prepaid Dues	633.00
1360 - Prepaid Insurance	14,398.93
	<hr/>
Total Other Current Assets	20,050.41
	<hr/>
Total Current Assets	625,704.42
Fixed Assets	
1400 - Fixed Assets	
1410 - Land	15,521.00
1415 - Used Generator	35,749.80
1425 - C-Train Storage Unit	4,440.15
1426 - Used C-Train Storage Unit	4,688.91
1427 - Generators-3 New-Donated	108,171.31
1430 - Office Equipment	4,352.00
1435 - JW/Lebec Rd Mainline	40,400.00
1440 - RVS Software	2,800.00
1445 - State Well Pump & Motor	20,221.16
1450 - 2011 Dodge Truck	36,179.75

9:57 AM

LEBEC COUNTY WATER DISTRICT

12/06/23

Balance Sheet

Accrual Basis

As of November 30, 2023

	<u>Nov 30, 23</u>
1455 · Chimney Canyon Valve	2,851.82
1460 · 2012 Chevy Truck	17,544.00
1465 · 2020 Chevy Truck	34,000.00
1470 · Soft Start Well	9,089.68
1475 · Chimney Canyon Pump	1,081.08
1480 · Used Welder	2,600.00
1485 · Lebec Well Chlorinator	1,665.36
1500 · Other Equipment	8,250.00
1530 · Inventory	35,500.65
1590 · Lebec Well Motor Pump	10,109.35
1600 · Pumps & Wells	195,710.49
1601 · Chimney Cyn Pump Motor	10,982.70
1602 · Pump Equipment	36,932.00
1603 · Mesa Valley Pump & Motor	11,344.35
1605 · Chimney Cyn Tank Valve	7,278.15
1610 · Tanks	324,937.72
1615 · Tank Ladders	6,972.00
1620 · Transmission & Distribution	636,423.00
1630 · Tools	2,220.94
1631 · Portable Pump	1,864.00
1635 · Transfer Switches	29,548.80
1640 · XiO System	97,838.23
1642 · Fencing	4,500.00
1643 · Lebec/North Drive Valves	11,265.27
1644 · 2023 Tank Valves	21,835.11
1645 · Clay Valves	66,575.94
1648 · 2023 Clay Valves	4,252.06
1690 · Accumulated Depreciation	-1,197,950.88
Total 1400 · Fixed Assets	667,745.90
1641 · High Tide SCADA	42,443.68
Total Fixed Assets	710,189.58

9:57 AM

LEBEC COUNTY WATER DISTRICT

12/06/23

Balance Sheet

Accrual Basis

As of November 30, 2023

	<u>Nov 30, 23</u>
Other Assets	
Suspense	-152.11
1800 · Deposits	1,000.00
Total Other Assets	<u>847.89</u>
TOTAL ASSETS	<u><u>1,336,741.89</u></u>
LIABILITIES & EQUITY	
Liabilities	
Current Liabilities	
Other Current Liabilities	
2030 · Surplus Water Deposits	3,500.00
2110 · Direct Deposit Liabilities	288.24
2300 · Payroll Liabilities	
2310 · Federal Withholding	-0.11
2320 · FICA	-0.45
2330 · State Withholding	0.41
2350 · SUTA	0.07
2360 · SDI	-0.14
2300 · Payroll Liabilities - Other	3,583.79
Total 2300 · Payroll Liabilities	<u>3,583.57</u>
Total Other Current Liabilities	<u>7,371.81</u>
Total Current Liabilities	<u>7,371.81</u>
Total Liabilities	7,371.81
Equity	
3290 · Fund Balance -Net Assets	802,743.12
3300 · Retained Earnings	550,087.94
3310 · Prior Period Adjustment	36.69
Net Income	-23,497.67
Total Equity	<u>1,329,370.08</u>
TOTAL LIABILITIES & EQUITY	<u><u>1,336,741.89</u></u>

9:55 AM
 12/06/23
 Accrual Basis

LEBEC COUNTY WATER DISTRICT
Accounts Payable - Trans Detail
 November 2023

Date	Num	Name	Memo	Amount
Nov 23				
11/06/2023	11440	Angel, Deborah	November hours/mtg	-500.00
11/07/2023	11441	Ability Answering Services	05-1-2119	-67.44
11/07/2023	11442	At&T Office	Acct# 661 248-6872 816	-389.78
11/07/2023	11443	Gas Company	6365 office 6365- Acct# 04...	-4.82
11/07/2023	11444	Law Offices of David E. Holland		-1,794.25
11/07/2023	11447	P & J Electric Inc		-12,761.80
11/07/2023	11448	Price Disposal	103089	-6.30
11/07/2023	11449	SCE-OFFICE	2-32-101-1868	-58.68
11/07/2023	11450	T Mobile		-93.45
11/07/2023	11451	Wells Fargo Bank		-206.76
11/07/2023	11454	State Compensation Insurance ...	Invoice# 1001895823	-908.53
11/14/2023	11459	Benjamin, Ronald	meeting 11-14-23	-100.00
11/14/2023	11460	Nic Wenderoth	special meeting 11-14-23	-100.00
11/14/2023	11461	Washburn, Joseph	meeting 11-14-23	-100.00
11/28/2023	11466	Anahit Galstyan	Refund for overpayment	-194.43
11/28/2023	11467	Anthem Blue Cross	6113 medical insurance	-182.21
11/28/2023	11468	AT&T Uverse	Acct# 135001060	-89.90
11/28/2023	11469	PGE4923	4494973492-3	-23.66
11/28/2023	11470	PGE5159	2119970515-9	-2,824.63
11/28/2023	11471	PGE5230	1994970523-0	-11.71
11/28/2023	11472	PGE8279	2453303827-9	-1,244.03
11/28/2023	11473	RVS Software	Acct#4065	-834.00
11/28/2023	11474	SCE-PUMP POWER	2-03-200-8187	-1,284.75
11/28/2023	11475	Signa Mechanical	Invoice # 231135	-24,828.85
11/28/2023	11476	T Mobile	Acct # 988823936	-93.45
11/28/2023	11477	Verizon Wireless	Invoice # 9949720930	-82.03
11/28/2023	11478	Wainright Emilie		-1,000.00
11/28/2023	11479	Zalco Laboratories	invoice-2311244	-175.00
11/30/2023	11481	Ca Bank-Visa		-3,104.97
Nov 23				-53,065.43

LEBEC COUNTY WATER DISTRICT

Profit & Loss Prev Year Comparison

12/06/23

Accrual Basis

November 2023

	Nov 23	Nov 22	\$ Change	% Change
Ordinary Income/Expense				
Income				
4000 · Operating Revenue				
4010 · Commercial	12,974.15	12,890.36	83.79	0.7%
4040 · Residential	23,761.55	21,991.39	1,770.16	8.1%
4100 · Kern Co Tax Income	2,964.44	0.00	2,964.44	100.0%
4120 · Surplus Water	1,864.00	16,302.73	-14,438.73	-88.6%
4130 · Will Serve	87.15	96.00	-8.85	-9.2%
4140 · Late Charges & Customer Charges	-442.32	1,001.95	-1,444.27	-144.2%
Total 4000 · Operating Revenue	41,208.97	52,282.43	-11,073.46	-21.2%
Total Income	41,208.97	52,282.43	-11,073.46	-21.2%
Expense				
6010 · Advertising	0.00	0.00	0.00	0.0%
6020 · Auto Expense				
6022 · Gas	267.45	1,049.35	-781.90	-74.5%
6028 · Repairs				
6028.1 · Chevy	0.00	618.75	-618.75	-100.0%
Total 6028 · Repairs	0.00	618.75	-618.75	-100.0%
6030 · Service				
6030.1 · Dodge Service	0.00	253.57	-253.57	-100.0%
6030.2 · Chevy Service	8.65	266.21	-257.56	-96.8%
Total 6030 · Service	8.65	519.78	-511.13	-98.3%
Total 6020 · Auto Expense	276.10	2,187.88	-1,911.78	-87.4%
6040 · Bank Service Charge	275.30	201.33	73.97	36.7%
6050 · Compensation of Board	300.00	200.00	100.00	50.0%
6051 · GSA Compensation of Board	0.00	100.00	-100.00	-100.0%
6065 · Depreciation	5,135.91	9,036.00	-3,900.09	-43.2%
6070 · Dues & Subscriptions	75.00	75.00	0.00	0.0%
6081 · Emergency Communications	51.46	89.48	-38.02	-42.5%
6090 · Equipment Rental	206.76	160.72	46.04	28.7%
6105 · Interest	0.00	38.11	-38.11	-100.0%
6110 · Insurance				
6112 · Insurance - AFLAC	-159.60	0.00	-159.60	-100.0%
6113 · Medical Insurance	1,942.01	510.54	1,431.47	280.4%
6115 · Business Insurance	1,692.69	1,102.08	590.61	53.6%
6120 · Workers Compensation Insurance	908.53	993.28	-84.75	-8.5%
Total 6110 · Insurance	4,383.63	2,605.90	1,777.73	68.2%
6130 · Maintenance				
6135 · Maintenance Services-System	0.00	100.00	-100.00	-100.0%
6140 · Maintenance Supplies	1,784.76	5,142.35	-3,357.59	-65.3%
Total 6130 · Maintenance	1,784.76	5,242.35	-3,457.59	-66.0%
6145 · Meals & Entertainment	222.00	222.00	0.00	0.0%
6155 · Office Expense				
6170 · Answering Service	67.44	64.50	2.94	4.6%
6175 · Office Repair	0.00	117.32	-117.32	-100.0%
6185 · Supplies	253.55	1,627.25	-1,373.70	-84.4%
Total 6155 · Office Expense	320.99	1,809.07	-1,488.08	-82.3%
6205 · Outside Services	0.00	400.00	-400.00	-100.0%
6215 · Payroll - Gross Wages	19,200.57	13,472.94	5,727.63	42.5%
6245 · Postage	0.00	739.20	-739.20	-100.0%

9:58 AM

12/06/23

Accrual Basis

LEBEC COUNTY WATER DISTRICT Profit & Loss Prev Year Comparison

November 2023

	Nov 23	Nov 22	\$ Change	% Change
6250 · Professional Fees				
6255 · Accounting / Bookkeeping	500.00	500.00	0.00	0.0%
6260 · Audit	0.00	5,500.00	-5,500.00	-100.0%
6270 · Legal	1,794.25	0.00	1,794.25	100.0%
Total 6250 · Professional Fees	2,294.25	6,000.00	-3,705.75	-61.8%
6290 · Rent	1,000.00	1,000.00	0.00	0.0%
6310 · Software System	1,432.00	0.00	1,432.00	100.0%
6315 · Taxes				
6320 · Payroll Taxes	1,860.78	1,010.48	850.30	84.2%
Total 6315 · Taxes	1,860.78	1,010.48	850.30	84.2%
6340 · Telephone	748.61	734.29	14.32	2.0%
6342 · Tools	328.44	0.00	328.44	100.0%
6345 · Travel	736.85	383.22	353.63	92.3%
6355 · Utilities - Office				
6360 · Electric	58.68	0.00	58.68	100.0%
6365 · Gas	4.82	9.18	-4.36	-47.5%
6370 · Trash	6.30	81.50	-75.20	-92.3%
Total 6355 · Utilities - Office	69.80	90.68	-20.88	-23.0%
6375 · Utilities - Pumps				
6380 · Electric	5,388.78	5,312.00	76.78	1.5%
Total 6375 · Utilities - Pumps	5,388.78	5,312.00	76.78	1.5%
6390 · Water Test	175.00	0.00	175.00	100.0%
Total Expense	46,266.99	51,110.65	-4,843.66	-9.5%
Net Ordinary Income	-5,058.02	1,171.78	-6,229.80	-531.7%
Other Income/Expense				
Other Income				
9000 · Interest Income	0.00	12.34	-12.34	-100.0%
Total Other Income	0.00	12.34	-12.34	-100.0%
Net Other Income	0.00	12.34	-12.34	-100.0%
Net Income	-5,058.02	1,184.12	-6,242.14	-527.2%

LEBEC COUNTY WATER DISTRICT

Profit & Loss Prev Year Comparison

12/06/23

Accrual Basis

July through November 2023

	Jul - Nov 23	Jul - Nov 22	\$ Change	% Change
Ordinary Income/Expense				
Income				
4000 · Operating Revenue				
4010 · Commercial	68,921.03	62,125.33	6,795.70	10.9%
4040 · Residential	121,189.46	123,017.97	-1,828.51	-1.5%
4100 · Kern Co Tax Income	8,810.86	6,523.62	2,287.24	35.1%
4120 · Surplus Water	13,403.42	42,501.87	-29,098.45	-68.5%
4130 · Will Serve	473.10	420.00	53.10	12.6%
4140 · Late Charges & Customer Charges	3,447.29	9,134.08	-5,686.79	-62.3%
Total 4000 · Operating Revenue	216,245.16	243,722.87	-27,477.71	-11.3%
Total Income	216,245.16	243,722.87	-27,477.71	-11.3%
Expense				
6010 · Advertising	0.00	0.00	0.00	0.0%
6020 · Auto Expense				
6022 · Gas	3,529.10	2,544.47	984.63	38.7%
6024 · Insurance	1,456.88	0.00	1,456.88	100.0%
6028 · Repairs				
6028.1 · Chevy	0.00	618.75	-618.75	-100.0%
6028.2 · DODGE	583.00	0.00	583.00	100.0%
6028.4 · GENERATOR	0.00	434.37	-434.37	-100.0%
Total 6028 · Repairs	583.00	1,053.12	-470.12	-44.6%
6030 · Service				
6030.1 · Dodge Service	175.83	340.00	-164.17	-48.3%
6030.2 · Chevy Service	886.87	352.64	534.23	151.5%
Total 6030 · Service	1,062.70	692.64	370.06	53.4%
Total 6020 · Auto Expense	6,631.68	4,290.23	2,341.45	54.6%
6040 · Bank Service Charge	1,147.38	645.33	502.05	77.8%
6050 · Compensation of Board	3,400.00	1,300.00	2,100.00	161.5%
6051 · GSA Compensation of Board	200.00	300.00	-100.00	-33.3%
6060 · Contracted Maintenance Services	6,937.81	1,169.00	5,768.81	493.5%
6065 · Depreciation	25,679.55	45,180.00	-19,500.45	-43.2%
6070 · Dues & Subscriptions	1,448.78	1,233.00	215.78	17.5%
6075 · Education	854.99	600.00	254.99	42.5%
6081 · Emergency Communications	257.30	223.70	33.60	15.0%
6090 · Equipment Rental	1,211.58	674.83	536.75	79.5%
6095 · Fees and Permits	145.00	0.00	145.00	100.0%
6105 · Interest	0.00	38.11	-38.11	-100.0%
6110 · Insurance				
6112 · Insurance - AFLAC	-32.76	0.00	-32.76	-100.0%
6113 · Medical Insurance	8,755.18	9,575.72	-820.54	-8.6%
6115 · Business Insurance	7,013.74	5,313.34	1,700.40	32.0%
6120 · Workers Compensation Insurance	3,229.53	3,346.28	-116.75	-3.5%
Total 6110 · Insurance	18,965.69	18,235.34	730.35	4.0%
6130 · Maintenance				
6135 · Maintenance Services-System	3,389.68	2,790.94	598.74	21.5%
6140 · Maintenance Supplies	10,130.36	11,241.53	-1,111.17	-9.9%
Total 6130 · Maintenance	13,520.04	14,032.47	-512.43	-3.7%
6145 · Meals & Entertainment	222.00	222.00	0.00	0.0%

LEBEC COUNTY WATER DISTRICT Profit & Loss Prev Year Comparison

July through November 2023

	Jul - Nov 23	Jul - Nov 22	\$ Change	% Change
6155 · Office Expense				
6160 · Computer	0.00	249.89	-249.89	-100.0%
6170 · Answering Service	348.96	389.94	-40.98	-10.5%
6175 · Office Repair	0.00	1,158.80	-1,158.80	-100.0%
6185 · Supplies	2,019.44	2,208.21	-188.77	-8.6%
Total 6155 · Office Expense	2,368.40	4,006.84	-1,638.44	-40.9%
6205 · Outside Services	3,146.64	400.00	2,746.64	686.7%
6210 · Payroll Expenses	-252.00	0.00	-252.00	-100.0%
6215 · Payroll - Gross Wages	83,702.73	66,595.12	17,107.61	25.7%
6221 · IRA Contribution Expense	375.00	0.00	375.00	100.0%
6235 · Payroll Service Fees	40.00	24.00	16.00	66.7%
6245 · Postage	1,223.95	1,645.12	-421.17	-25.6%
6250 · Professional Fees				
6255 · Accounting / Bookkeeping	2,600.00	2,600.00	0.00	0.0%
6260 · Audit	1,000.00	10,960.00	-9,960.00	-90.9%
6270 · Legal	1,794.25	0.00	1,794.25	100.0%
Total 6250 · Professional Fees	5,394.25	13,560.00	-8,165.75	-60.2%
6290 · Rent	6,000.00	5,000.00	1,000.00	20.0%
6310 · Software System	1,641.87	0.00	1,641.87	100.0%
6315 · Taxes				
6320 · Payroll Taxes	8,214.44	6,439.69	1,774.75	27.6%
6325 · Property Tax	116.29	116.92	-0.63	-0.5%
Total 6315 · Taxes	8,330.73	6,556.61	1,774.12	27.1%
6340 · Telephone	4,049.24	2,655.00	1,394.24	52.5%
6342 · Tools	328.44	0.00	328.44	100.0%
6345 · Travel	883.40	383.22	500.18	130.5%
6355 · Utilities - Office				
6360 · Electric	433.82	633.02	-199.20	-31.5%
6365 · Gas	9.70	11.05	-1.35	-12.2%
6370 · Trash	492.06	218.50	273.56	125.2%
Total 6355 · Utilities - Office	935.58	862.57	73.01	8.5%
6375 · Utilities - Pumps				
6380 · Electric	31,609.36	23,471.84	8,137.52	34.7%
Total 6375 · Utilities - Pumps	31,609.36	23,471.84	8,137.52	34.7%
6390 · Water Test	5,431.50	1,907.50	3,524.00	184.7%
Total Expense	235,830.89	215,211.83	20,619.06	9.6%
Net Ordinary Income	-19,585.73	28,511.04	-48,096.77	-168.7%
Other Income/Expense				
Other Income				
9000 · Interest Income	189.31	24.95	164.36	658.8%
Total Other Income	189.31	24.95	164.36	658.8%
Other Expense				
9016 · Grant Expense	4,101.25	0.00	4,101.25	100.0%
Total Other Expense	4,101.25	0.00	4,101.25	100.0%
Net Other Income	-3,911.94	24.95	-3,936.89	-15,779.1%
Net Income	-23,497.67	28,535.99	-52,033.66	-182.3%

2024

Holiday Closures

January 1,2024	Monday	New Years Day
January 15,2024	Monday	Martin Luther King Jr. Day
February 19,2024	Monday	Presidents Day
May 27,2024	Monday	Memorial Day
June 19,2024	Wednesday	Juneteenth Day
July 4,2024	Thursday	Independence Day
September 2,2024	Monday	Labor Day
October 14,2024	Monday	Columbus Day
November 11,2024	Monday	Veterans Day
November 28,2024	Thursday	Thanksgiving Holiday
December 2,2024	Monday	Thanksgiving Holiday
December 24,2024	Tuesday	Christmas Holiday
December 25,2024	Wednesday	Christmas Holiday
December 31,2024	Tuesday	(HALF Day) New Year's Eve

Lebec County Water District

Monthly Distribution Report

10/31/23 - 11/28/2023

State Well	November	October	Well Draw-Down	Uranium	Fluoride	Nitrate
Static Water Level	132.61 FT	132.48 FT	November 1.22 FT	pCi/L	mg/L	mg/L
Pumping Water Level	133.83 FT	134.43 FT	October 1.95 FT	16.6 / 20	1.96 / 2.0	5.82 / 10
Gallons Per Minute (Average)	200.77 GPM	203.03 GPM	-0.73 FT			
Water Production (Gallons)	1,858,712	1,697,773	Date Time	Hours	Bacteriological:	
10/31 - 11/28			Static 12-07 10:24	154.3	Absent	
Water Production Variance (Gals):	160,939		Draw 12-05 14:23	Starts		
				67		
Lebec Well	November	October	Well Draw-Down	Uranium	Fluoride	Nitrate
Static Water Level	94.5 FT	94.47 FT	November 8.16 FT	pCi/L	mg/L	mg/L
Pumping Water Level	102.66 FT	103.34 FT	October 8.87 FT	10.2 / 20	1.57 / 2.0	5.06 / 10
Gallons Per Minute (Average)	169.57 GPM	173.44 GPM	-0.71 FT			
Water Production (Gallons)	1,252,563	1,436,990	Date Time	Hours	Bacteriological:	
10/31 - 11/28			Static 12-07 10:58	123.11	Absent	
Water Production Variance (Gals):	-184,427		Draw 12-05 14:39	Starts		
				82		
Chimney Canyon Well	November	October	Well Draw-Down	Uranium	Fluoride	Nitrate
Static Water Level	170.33 FT	169.39 FT	November 20.11 FT	pCi/L	mg/L	mg/L
Pumping Water Level	190.44 FT	189.79 FT	October 20.4 FT	20.6 / 20	2.19 / 2.0	6.09 / 10
Gallons Per Minute (Average)	98.07 GPM	76.47 GPM	-0.29 FT			
Water Production (Gallons)	1,154,463	1,284,877	Date Time	Hours	Bacteriological:	
10/31 - 11/28			Static 12-05 11:49	196.2	Absent	
Water Production Variance (Gals):	-130,414		Draw 12-07 11:24			
Cuddy Creek Surplus	November	October	Generator Log			
Water Production (Gallons)	0	5,602	Generator	Run-Time	ODO	Prev. ODO
Water Production Variance (Gals):	-5,602		55KW(A)	0.18	91.45	91.27
			55KW(B)	0.12	155.54	155.42
			100KW	0.20	11932	11931.8
10/31 - 11/28 Total	November	October	Total Water Loss		Generator Comments	
Water Pumped (Gallons)	4,265,738	4,419,640	Gallons	-14,220	Everything is good.	
Water Sold (Gallons)	4,279,958	3,695,823	Percent	-0.33 %		
Water Loss Variance (Gallons)	-14,220	723,817				

Lebec County Water District

Monthly Distribution Report

Monthly Water System Updates

10/31/23 - 11/28/2023

1) Bac-T samples came back absent.

2) The quote for the freeze blankets at all tank sites is \$6,745.20. I recommend to order asap so they can be installed before the weather gets to freezing temperatures.

3) The vault at the State Well needs to be replaced asap. The vault will be made of redwood and include a lid that can be opened. The vault serves as protection to piping and valves to keep them from freezing and it also allows us access to vital componets as necessary. See attached pic.

4) I am recommending that we get a Decked Drawer System (Tool Box) for the Chevy Pickup. Currently we use a regular tool box and back seat but we are unable to carry all the necessary tools that we need on a day to day basis. This results in multiple trips to the yard every time we need something which is wasting a lot of time time. With the truck being exposed overnight and weekends we cannot leave all the tools and equipment in the back. This system along with the existing tool box allows everything to be locked up and it will allow us to carry 95% of what we need while visiting the sites daily. The estimate is \$1,537.15 with taxes and free shipping. We would have to install ourselves but I don't see a problem with that.

5) Monthly report will now contain a date range to give us a more accurate account of water produced vs water sold. Well meters and customer meters will be read on the same day as close to the first and last days of the month as possible. Due to off days and holidays sometimes those dates will vary thus the need for a date range on the report. My goal is to get the water loss numbers as accurate as possible. I anticipate that we will not have accurate numbers until the February report is complete.

6) Every customer meter was read between 11/28 and 11/30. There are several meter boxes that require attention. They are full of dirt and need to be dug out and fortified to prevent rodents from being able to push dirt into them. This is a common preventive maintenance issue in waterworks but if done correctly the box will not have any issues for years. I actually seen many meter boxes that my coworkers and I fortified over 10 years ago that are still dirt free. I counted 110 meter boxes that need attention in the coming months.

7) USG water quotes for Phillips tank repair (quote already approved but updated company name and dates) and Phillips tank washout

All other systems are functioning as they should, Thank You!



Backflow Prevention Device Tester/Clarke Sales
 P.O. Box 220114
 Newhall, CA. 91322-0114
 (661) 294-0901/Email: clarkesales@sbcglobal.net

Estimate Only

Quote Number
B15827

Quote Date
Nov 29, 2023

Page:
1

Quoted to:

LEBEC COUNTY WATER DISTRICT
 PO BOX 910
 LEBEC, CA 93243

Ship to:

MESA VALLEY TANKS
 FREEZE BLANKETS

661-248-6439

Customer ID	Good Thru	Payment Terms	Sales Rep
DEC171	12/29/23	Net 30 Days	

Quantity	Item	Description	Unit Price	Extension
1.00	BLANKET	FREEZE PROTECTION BLANKET - TANK #1 - 172" L X 48" H X 28" W	580.00	580.00
1.00	BLANKET	FREEZE PROTECTION BLANKET - TANK #2 - 156" L X 48" H X 28" W ** THE COST INCLUDES SHIPPING	540.00	540.00

Please sign below to confirm approval of this estimate/quotation.

APPROVED BY _____

DATE APPROVED _____

Subtotal	1,120.00
Sales Tax	106.40
Total	1,226.40



Backflow Prevention Device Tester/Clarke Sales

P.O. Box 220114

Newhall, CA. 91322-0114

(661) 294-0901/Email: clarkesales@sbcglobal.net

Estimate Only

Quote Number
B15825

Quote Date
Nov 29, 2023

Page:
1

Quoted to:

LEBEC COUNTY WATER DISTRICT
PO BOX 910
LEBEC, CA 93243

Ship to:

STATE TANKS
FREEZE PROTECTION BLANKETS

661-248-6439

Customer ID	Good Thru	Payment Terms	Sales Rep
DEC171	12/29/23	Net 30 Days	

Quantity	Item	Description	Unit Price	Extension
1.00	BLANKET	FREEZE PROTECTION BLANKET - TANK #1 - 146" L X 48" H X 34" W	545.00	545.00
1.00	BLANKET	FREEZE PROTECTION BLANKET - TANK #3 - 96" L X 54" H X 22"W ** THE COST INCLUDES SHIPPING	345.00	345.00

Please sign below to confirm approval of this estimate/quotation.

APPROVED BY _____

DATE APPROVED _____

Subtotal	890.00
Sales Tax	84.55
Total	974.55



Backflow Prevention Device Tester/Clarke Sales

P.O. Box 220114

Newhall, CA. 91322-0114

(661) 294-0901/Email: clarkesales@sbcglobal.net

Estimate Only

Quote Number:
B15828

Quote Date
Nov 29, 2023

Quoted to:

LEBEC COUNTY WATER DISTRICT
PO BOX 910
LEBEC, CA 93243

Ship to:

RIDGE ROUTE TANKS
FREEZE BLANKETS

Page:
1

661-248-6439

Customer ID	Good Thru	Payment Terms	Sales Rep
DEC171	12/29/23	Net 30 Days	

Quantity	Item	Description	Unit Price	Extension
1.00	BLANKET	FREEZE PROTECTION BLANKET - TANK #1 - 96" L X 32" H X 26" W	375.00	375.00
1.00	BLANKET	FREEZE PROTECTION BLANKET - TANK #2 - 96" L X 32" H X 26" W ** THE COST INCLUDES SHIPPING	375.00	375.00

Please sign below to confirm approval of this estimate/quotation.

APPROVED BY _____

DATE APPROVED _____

Subtotal	750.00
Sales Tax	71.25
Total	821.25



Backflow Prevention Device Tester/Clarke Sales

P.O. Box 220114

Newhall, CA. 91322-0114

(661) 294-0901/Email: clarkesales@sbcglobal.net

Estimate Only

Quote Number:
B15829

Quote Date
Nov 29, 2023

Page:
1

Quoted to:

LEBEC COUNTY WATER DISTRICT
PO BOX 910
LEBEC, CA 93243

Ship to:

CHIMNEY CANYON TANKS
FREEZE BLANKETS

661-248-6439

Customer ID	Good Thru	Payment Terms	Sales Rep
DEC171	12/29/23	Net 30 Days	

Quantity	Item	Description	Unit Price	Extension
1.00	BLANKET	FREEZE PROTECTION BLANKET - TANK #2 - 128" L X 48" H X 26" W	475.00	475.00
1.00	BLANKET	FREEZE PROTECTION BLANKET - TANK #3 - 128" L X 48" H X 26" W	475.00	475.00
1.00	BLANKET	FREEZE PROTECTION BLANKET - TANK #5 - 112" L X 48" H X 24" W	460.00	460.00
1.00	BLANKET	FREEZE PROTECTION BLANKET - TANK #6 - 124" L X 36" H X 26" W	425.00	425.00
1.00	BLANKET	FREEZE PROTECTION BLANKET - TANK #7 - 124" L X 42" H X 26" W ** THE COST INCLUDES SHIPPING	445.00	445.00

Please sign below to confirm approval of this estimate/quotation.

APPROVED BY _____

DATE APPROVED _____

Subtotal	2,280.00
Sales Tax	216.60
Total	2,496.60



Backflow Prevention Device Tester/Clarke Sales
 P.O. Box 220114
 Newhall, CA. 91322-0114
 (661) 294-0901/Email: clarkesales@sbcglobal.net

CP
Estimate Only

Clarke Sales Quote Number
 B15826

Quote Date
 Nov 29, 2023

Page: 1

Quoted to:
 LEBEC COUNTY WATER DISTRICT
 PO BOX 910
 LEBEC, CA 93243

Ship to: **Quoted to**

PHILLIPS TANKS
 FREEZE BLANKETS

661-248-6439

Customer ID	Good Thru	Payment Terms	Sales Rep
DEC171	12/29/23	Net 30 Days	

Quantity	Item	Description	Unit Price	Extension
1.00	BLANKET	FREEZE PROTECTION BLANKET - TANK #1 - 180" L X 44" H X 28" W	580.00	580.00
1.00	BLANKET	FREEZE PROTECTION BLANKET - TANK #2 - 160" L X 46" H X 28" W ** THE COST INCLUDES SHIPPING	540.00	540.00

Please sign below to confirm approval of this estimate/quotation.

Sign below to confirm approval of this estimate/quotation. **Subtotal** 1,120.00


Sales Tax 106.40

Total 1,226.40

APPROVED BY

DATE APPROVED

APP



DRIVE FAST. PAY SLOW. 0% APR OVER 6 MONTHS




Legacy

DECKED DRAWER SYSTEM

1272 Reviews 

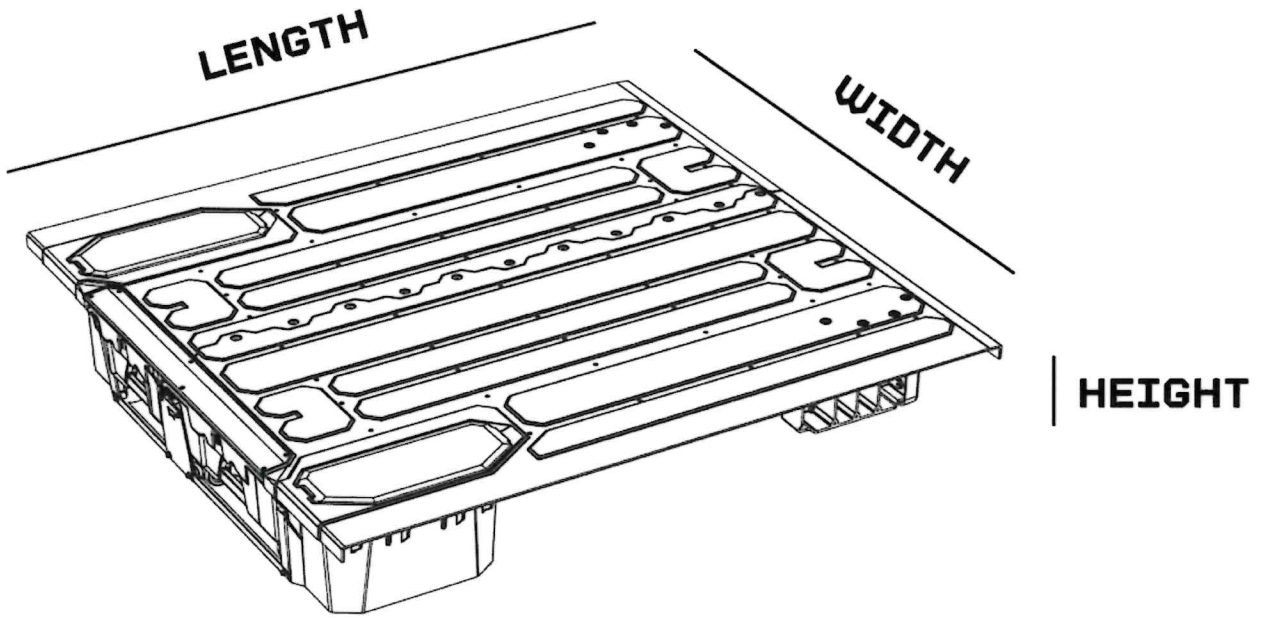
~~\$1,499.99~~ \$1,339.99

Starting at \$84/mo or 0% APR with .
See if you qualify

Accessory pack no longer included.

YOUR VEHICLE





DIMENSIONS AND CAPACITIES

SPECS:

Weight: 230 lb.

Payload: 2000 lb.

Drawer Payload: 200 lb.

DRAWER DIMENSIONS:

Drawer Length: 64.7 in.

Drawer Width: 18 in.

Drawer Length (Bottom): 59 in.

Drawer Width (Bottom): 16.75 in.

Narrow Drawer Length: 53 in.

DIMENSIONS:

A (Width): 56-64 in.

B (Length): 68 in.

C (Height): 12 in.

Narrow Drawer Width: 11 in.

Narrow Drawer Length (Bottom): 47.3 in.

Narrow Drawer Width (Bottom): 9.75 in.

Drawer Clearance: 8.5 in.

Drawer Extension: 42 in.

IMPORTANT NOTES



Proposal from
UTILITY SERVICE CO., INC.

535 Gen. Courtney Hodges Blvd · P O Box 1350 · Perry, GA 31069
Toll-free: 855-526-4413 | Fax: 478-987-2991
usgwater.com

Date: **12/04/23**

Submitted by: **Keith Jones**

Local Phone: (702) 461-4977

SFID: **78679**

MP / CS Asset:

Entity Proposal Submitted To ("Customer"): Lebec County water District			Phone Number: 661-248-6872	Fax Number: 661-248-6439	
Street Address: 323 Frazier Mtn Park Rd			Description of Work to be Performed: Steel Tank Washout - Condition Assessment - Disinfection		
City: Lebec	State: CA	Zip Code: 93243	Asset Name: PHILLIPS TANK 2		
Accounts Payable Contact Name: Jessica Carroll	Email: lebecwaetr@att.net		Job Site Address: 323 Frazier Mtn Park Rd		
Job Contact (Inspection Reports): Chris Guadarrama	Email: chris.lcwd@att.net		County / Parish: Kern	Asset Size: 25KG	Asset Style: GST

Utility Service Co., Inc. agrees to provide all labor, equipment, and materials needed to complete the following:

Please see attached Exhibit(s), which are incorporated herein by reference:

1. Exhibit A – Scope of Work
2. Exhibit B – Terms and Conditions

Please sign and date this proposal and fax one copy to our office.

Two Thousand Seven Hundred Fifty and -----00 /100 Dollars \$ 2,750.00

Payment to be made as follows: **Payment Due in Full Upon Completion of Work – plus all applicable taxes**

Remittance Address: Utility Service Co., Inc., P O Box 207362, Dallas, TX 75320-7362

This Proposal, together with its Exhibit A – Scope of Work and Exhibit B - Terms and Conditions, and any additional exhibits that Utility Service Co., Inc. and the Customer agree to incorporate and attach to this Proposal (collectively, this "Proposal") constitutes the entire and exclusive agreement between Utility Service Co., Inc. (which for purposes herein shall collectively include its affiliate companies) and Customer (collectively, the "Parties"). This Proposal may be withdrawn by Utility Service Co., Inc. at any time prior to acceptance. Customer assents to the terms and conditions in Exhibit B and agrees that the terms and conditions in Exhibit B shall govern with respect to this Proposal and the services provided by Utility Service Co., Inc. No additional or conflicting terms or conditions included in any purchase order, hyperlink, acknowledgement or invoice of Customer not expressly incorporated into this Proposal shall be binding on the Parties or this Proposal.

Note: This proposal shall expire automatically
Ninety (90) days following the date of this Proposal.

Authorized
USCI Signature

Acceptance of Proposal The prices, scope of work, and terms and conditions of this Proposal are satisfactory and are hereby accepted. Payment will be made by Customer to Utility Service Co., Inc. as set forth herein.

Is Customer Exempt from Sales Tax? No Yes If Exempt, please provide Sales Tax Exemption Certificate.

Fiscal Year Beginning Month _____

Customer Signature _____

Date of Acceptance _____

Printed Name _____

FOR INTERNAL USE ONLY

SFID:

CN:

SO:

MP / CS PN:



Proposal from
UTILITY SERVICE CO., INC.

535 Gen. Courtney Hodges Blvd · P O Box 1350 · Perry, GA 31069
 Toll-free: 855-526-4413 | Fax: 478-987-2991
 usgwater.com

Date: **11/10/23**

Submitted by: **Keith Jones**

Local Phone: (702) 461-4966

SFID: **78407**

MP / CS Asset:

Entity Proposal Submitted To ("Customer"): Lebec County Water District			Phone Number: 661-248-6872	Fax Number: 661-248-6439	
Street Address: 323 Frazier Mtn Park Rd			Description of Work to be Performed: Steel Tank Leak Repairs		
City: Lebec	State: CA	Zip Code: 93243	Asset Name: STATE 84KG TANK 1		
Accounts Payable Contact Name: Jessica Carroll	Email: Lbecwater@att.net		Job Site Address: 34° 49' 46" N 118° 51' 1" W		
Job Contact (Inspection Reports): Jessica Carroll	Email: Lbecwater@att.net		County / Parish: Kern	Asset Size: 84KG	Asset Style: GST

Utility Service Co., Inc. agrees to provide all labor, equipment, and materials needed to complete the following:

Please see attached Exhibit(s), which are incorporated herein by reference:

1. Exhibit A – Scope of Work
2. Exhibit B – Terms and Conditions

Please sign and date this proposal and fax one copy to our office.

Seven Thousand One Hundred Forty Five and -----00 /100 Dollars \$ 7,145.00

Payment to be made as follows: **Payment Due in Full Upon Completion of Work – plus all applicable taxes**

Remittance Address: Utility Service Co., Inc., P O Box 207362, Dallas, TX 75320-7362

This Proposal, together with its Exhibit A – Scope of Work and Exhibit B - Terms and Conditions, and any additional exhibits that Utility Service Co., Inc. and the Customer agree to incorporate and attach to this Proposal (collectively, this "Proposal") constitutes the entire and exclusive agreement between Utility Service Co., Inc. (which for purposes herein shall collectively include its affiliate companies) and Customer (collectively, the "Parties"). This Proposal may be withdrawn by Utility Service Co., Inc. at any time prior to acceptance. Customer assents to the terms and conditions in Exhibit B and agrees that the terms and conditions in Exhibit B shall govern with respect to this Proposal and the services provided by Utility Service Co., Inc. No additional or conflicting terms or conditions included in any purchase order, hyperlink, acknowledgement or invoice of Customer not expressly incorporated into this Proposal shall be binding on the Parties or this Proposal.

Note: This proposal shall expire automatically
Ninety (90) days following the date of this Proposal.

Authorized
 USCI Signature 

Acceptance of Proposal The prices, scope of work, and terms and conditions of this Proposal are satisfactory and are hereby accepted. Payment will be made by Customer to Utility Service Co., Inc. as set forth herein.

Is Customer Exempt from Sales Tax? No Yes If Exempt, please provide Sales Tax Exemption Certificate.

Fiscal Year Beginning Month _____ Customer Signature _____

Date of Acceptance _____ Printed Name _____

FOR INTERNAL USE ONLY

SFID: CN: SO: MP / CS PN: